

# ANIMAL BITE SUMMARY JAN 2025-DEC 2025

## TOTAL NUMBER HUMANS BITTEN

25-Mar March YTD

Female	28	78
Male	24	58
Unknown	1	1
AGE		
0-9	6	20
10-19	4	8
20-29	8	23
30 -50	14	39
51+	20	46
Unknown	1	1
BITE SITE		
Head	11	27
Trunk	0	2
Extremities	39	102
Multiple Sites	1	2
Unknown	2	4

## TOTAL NUMBER BITING ANIMALS

Species		
Dog	41	82
Cat	11	54
Bat	0	0
Fox	0	0
Skunk	0	0
Rabbit	0	0
Other	1	1
Unknown	0	0

Dogs Vaccinated	24	66
Dogs Unvaccinated	17	33
Cats Vaccinated	4	18
Cats Unvaccinated	7	19
Other Vaccinated	0	0
Other Unvaccinated	1	1
Unknown Unvaccinated	0	0

Dog owned	40	95
Dog unowned	0	3
Cat owned	10	34
Cat unowned	0	2
Other owned	0	0
Other unowned	1	1
Unknown unowned	0	0

Dog not found	1	4
Cat not found	1	1
Other not found	0	0
Unknown not found	0	0

Specimen	9	30
----------	---	----

Specimen positive	0	0
Specimen neg	9	30
specimen untestable	0	0

### 1. Annual Animal Statistics Table

		Dog	Cat	Other	Total
A	BEGINNING SHELTER COUNT 3/1/2025	23	33	0	56
	INTAKE (Live Dogs & Cats Only)				
B	From the Public	34	21	1	56
C	Incoming Transfers from Organizations within the Community/Coalition	0	0	0	0
D	Incoming Transfers from Organizations outside the Community/Coalition	0	0	0	0
E	From Owners/Guardians Requesting Euthanasia	0	0	0	0
F	Total Intake [B + C + D + E]	34	21	1	56
G	Owners/Guardians Requesting Euthanasia	0	1	0	1
H	ADJUSTED TOTAL INTAKE [F MINUS G]	34	20	1	55
I	ADOPTIONS	13	13	0	26
J	OUTGOING TRANSFERS to Organizations within the Community/Coalition	5	14	0	19
K	OUTGOING TRANSFERS to Organizations outside the Community/Coalition	0	0	0	0
L	RETURN TO OWNER/GUARDIAN	19	1	0	20
	DOGS & CATS EUTHANIZED				
M	Healthy (Includes Owner/Guardian Requested Euthanasia)	0	0	0	0
N	Treatable - Rehabillatable (Includes Owner/Guardian Requested Euthanasia)	0	0	0	0
O	Treatable - Manageable (Includes Owner/Guardian Requested Euthanasia)	0	0	0	0
P	Unhealthy & Untreatable (Includes Owner/Guardian Requested Euthanasia)	0	9	0	9
Q	Total Euthanasia [M + N + O + P]	0	9	0	9
R	Owner/Guardian Requested Euthanasia (Unhealthy & Untreatable Only)	0	1	0	1
S	ADJUSTED TOTAL EUTHANASIA [Q minus R]	0	8	0	8
T	SUBTOTAL OUTCOMES [I + J + K + L + S] Excludes Owner/Guardian Requested Euthanasia	37	36	0	73
	(Unhealthy & Untreatable)				
U	DIED OR LOST IN SHELTER/CARE	1	0	0	1
V	TOTAL OUTCOMES [T + U] Excludes Owner/Guardian Requested Euthanasia	38	36	0	74
W	ENDING SHELTER COUNT 3/31/2025	19	17	1	37

To check the accuracy of the shelter data you're compiled, the Beginning Shelter Count (A) plus the Adjusted Total Intake (H) should equal the Total Outcomes (V) plus the Ending Shelter Count (W):  $A + H = V + W$

### Balance Sheet

dog cat others

A	23	33	0
H	34	20	1
	57	53	1
V	38	36	0
W	19	17	1
	57	53	1

# 1. Annual Animal Statistics Table

		Dog	Cat	Other	Total
A	BEGINNING SHELTER COUNT 4/1/2025	0	0	0	0
	INTAKE (Live Dogs & Cats Only)				
B	From the Public	0	0	0	0
C	Incoming Transfers from Organizations within the Community/Coalition	0	0	0	0
D	Incoming Transfers from Organizations outside the Community/Coalition	0	0	0	0
E	From Owners/Guardians Requesting Euthanasia	0	0	0	0
F	Total Intake [B + C + D + E]	0	0	0	0
G	Owners/Guardians Requesting Euthanasia	0	0	0	0
H	ADJUSTED TOTAL INTAKE [F MINUS G]	0	0	0	0
I	ADOPTIONS	0	0	0	0
J	OUTGOING TRANSFERS to Organizations within the Community/Coalition	0	0	0	0
K	OUTGOING TRANSFERS to Organizations outside the Community/Coalition	0	0	0	0
L	RETURN TO OWNER/GUARDIAN	0	0	0	0
	DOGS & CATS EUTHANIZED				
M	Healthy (Includes Owner/Guardian Requested Euthanasia)	0	0	0	0
N	Treatable - Rehabilitatable (Includes Owner/Guardian Requested Euthanasia)	0	0	0	0
O	Treatable - Manageable (Includes Owner/Guardian Requested Euthanasia)	0	0	0	0
P	Unhealthy & Untreatable (Includes Owner/Guardian Requested Euthanasia)	0	0	0	0
Q	Total Euthanasia [M + N + O + P]	0	0	0	0
R	Owner/Guardian Requested Euthanasia (Unhealthy & Untreatable Only)	0	0	0	0
S	ADJUSTED TOTAL EUTHANASIA [Q minus R]	0	0	0	0
T	SUBTOTAL OUTCOMES [I + J + K + L + S] Excludes Owner/Guardian Requested Euthanasia	0	0	0	0
	(Unhealthy & Untreatable)				
U	DIED OR LOST IN SHELTER/CARE	0	0	0	0
V	TOTAL OUTCOMES [T + U] Excludes Owner/Guardian Requested Euthanasia	0	0	0	0
W	ENDING SHELTER COUNT 4/30/2025	0	0	0	0

To check the accuracy of the shelter data you're compiled, the Beginning Shelter Count (A) plus the Adjusted Total Intake (H) should equal the Total Outcomes (V) plus the Ending Shelter Count (W):  $A + H = V + W$

## Balance Sheet

dog cat others

A	0	0	0
H	0	0	0
	0	0	0
V	0	0	0
W	0	0	0
	0	0	0

**DIVISION OF VETERINARY PUBLIC HEALTH  
END OF MONTH REPORT 2024**

	Mar-25	YTD 2025	Mar-24	YTD 2024
<b>RABIES INVESTIGATIONS</b>				
Animal Bite Investigations	53	137	61	159
Animal Bite Followups	69	180	65	199
Specimens to Laboratory	9	30	11	26
Positive	0	0	0	0
Number of Dogs Vaccinated 1 yr no registration	45	119	74	178
Number of Dogs Vaccinated 3 yrs no registration	21	44	56	105
Number of Cats Vaccinated 1 yr no registration	16	47	19	58
Number of Cats Vaccinated 3 yrs no registration	3	7	9	14
Number of Dogs Vaccinated/Registered 1 yr	2334	5436	1546	5783
Number of Dogs Vaccinated/Registered 3 yrs	2198	4757	1388	4766
Number of Cats Vaccinated/Registered 1 yr	1448	3064	963	3268
Number of Cats Vaccinated/Registered 3 yrs	519	1225	272	1040
<b>GENERAL ACTIVITIES</b>				
Complaints Received				
Cruelty Investigations	27	83	13	65
Written Warnings	643	2121	896	2265
Patrols	24	52	31	78
Tickets issued	153	535	180	334
Court Appearance Served	119	177	29	140
Field Redemptions	10	29	19	32
Wildlife Calls	54	115	45	110
Mailings	391	1137	546	1461
Volunteer Hours	146.5	402	69	187.5
<b>KENNEL ACTIVITIES</b>				
Stray dogs admitted	27	70	23	56
Relinquish dogs admitted (Do not include ORE)	1	11	4	8
Rescue dogs admitted	1	13	3	6
Impounded dogs admitted	0	0	0	3
Dogs admitted to shelter for rabies observation	1	1	0	1
Dogs confiscated under the Humane Care Act	0	0	0	0
Dogs born in facility	0	0	0	0
Dogs redeemed	19	46	19	39
Dogs transferred out of facility	5	15	2	5
Dogs adopted	13	32	5	19
Dogs returned from adoption	4	7	1	2
Euthanized dogs (Total from lines 44 to 63) (NO ORE)	0	2	5	12
Stray Dogs euthanized	0	0	3	9
Stray dogs euthanized for Aggression	0	0	2	5
Stray dogs euthanized for Health	0	0	1	4
Stray dogs euthanized - involved in Bite	0	0	0	0
Relinquish Dogs euthanized	0	2	1	2
Relinquish dogs euthanized for Aggression	0	2	1	2
Relinquish dogs euthanized for Health	0	0	0	0
Relinquish dogs - involved in Bite	0	0	0	0
Impounded Dogs euthanized	0	0	1	1
Impounded dogs euthanized for Aggression	0	0	1	1
Impounded dogs euthanized for Health	0	0	0	0
Impounded dogs euthanized - involved in Bite	0	0	0	0

Confiscated Dogs euthanized	0	0	0	0
Confiscated dogs euthanized for Aggression	0	0	0	0
Confiscated dogs euthanized for Health	0	0	0	0
Confiscated dogs euthanized - involved in Bite	0	0	0	0
Rescue Dogs euthanized	0	0	0	0
Rescue dogs euthanized for Aggression	0	0	0	0
Rescue dogs euthanized for Health	0	0	0	0
Rescue dogs euthanized - involved in Bite	0	0	0	0
Dogs euthanized - owner request	0	7	4	13
Stray cats admitted	10	42	14	37
- Includes TNR cats-				
Relinquish cats admitted (Do not include ORE)	5	22	3	13
Rescue cats admitted	2	3	5	10
Impounded cats admitted	0	0	0	0
Cats admitted to shelter for rabies observation	0	0	1	2
Cats confiscated under the Humane Care Act	0	0	46	46
Cats born in facility	4	7	1	8
Cats redeemed	1	3	8	12
Cats adopted	13	37	9	35
Cats returned from adoption	0	0	0	0
Euthanized cats (Total from lines 77 to 96) (NO ORE)	8	23	13	16
Stray Cats euthanized	3	6	2	4
Stray cats euthanized for Aggression	0	0	0	0
Stray cats euthanized for Health	2	5	2	4
Stray cats euthanized - Involved in Bite	1	1	0	0
Relinquish Cats euthanized	5	16	0	1
Relinquish cats euthanized for Aggression	3	3	0	1
Relinquish cats euthanized for Health	1	12	0	0
Relinquish cats euthanized - involved in bite	1	1	0	0
Impounded Cats euthanized	0	0	0	0
Impounded cats euthanized for Aggression	0	0	0	0
Impounded cats euthanized for Health	0	0	0	0
Impounded cats euthanized - involved in Bite	0	0	0	0
Confiscated Cats euthanized	0	0	11	11
Confiscated cats euthanized for Aggression	0	0	0	0
Confiscated cats euthanized for Health	0	0	11	11
Confiscated cats euthanized - involved in Bite	0	0	0	0
Rescue Cats euthanized	0	0	0	0
Rescue cats euthanized for Aggression	0	0	0	0
Rescue cats euthanized for Health	0	0	0	0
Rescue cats euthanized - involved in Bite	0	0	0	0
Born in Facility Cats euthanized	0	1	0	0
Cats euthanized - owner request	1	4	1	1
Cats transferred out of facility	14	32	9	15
Other transferred-	0	1	0	0
Other stray admitted	0	2	1	2
Relinquish other admitted	0	1	0	2
Rescue other admitted	0	1	0	0
Other returned from adoption	0	0	0	0
Other adopted	0	2	0	3
Other euthanized	0	0	1	1
Other redeemed	0	1	0	0
Impounded other admitted	0	0	0	0
Other confiscated under the Humane Care Act	0	0	0	0
Other born in facility	0	0	0	0

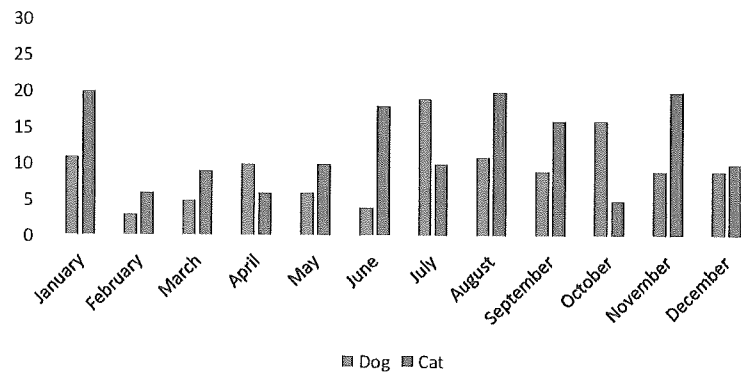
Other euthanized - owner request	0	0	0	0
Dogs & Cats checked for heartworm	20	88	45	90
Number of positive	0	0	0	0
Cats tested for feline leukemia and FIV (individual tests)	22	107	76	121
Number of positives Felv	0	0	0	0
Number of positives FIV	0	6	0	2
Number of visitors	415	1119	369	991
Dogs Spayed in Shelter	3	8	5	12
Dogs Neutered in Shelter	3	10	2	8
Dogs Rabies Vaccinated at Shelter	8	29	4	26
Cats Spayed	4	25	5	22
Cats Neutered	1	17	6	22
Cats Rabies Vaccinated at Shelter	9	53	15	58
Microchip implanted at Shelter (Treatment window)	17	70	17	55
<b>EDUCATION</b>				
Programs conducted	0	0	1	1
Seminars Attended	0	0	0	0
Staff Training (per hour)	48	158.5	88.5	531
off site adoptions	0	0	0	0
onsite offsite Rabies/adoption event with vendors -	0	0	0	0
micro-chip events	0	0	0	0
(Facebook) Views of posts	603736	2005819	241096	794332
(Instagram) Views of posts	1232	3568	0	0
Animals sent out to foster/offsite for care	0	0	0	0

### 2024 Adoptions

	Dog	Cat
January	11	20
February	3	6
March	5	9
April	10	6
May	6	10
June	4	18
July	19	10
August	11	20
September	9	16
October	16	5
November	9	20
December	9	10

**Total** 112 150

### Adoptions 2024

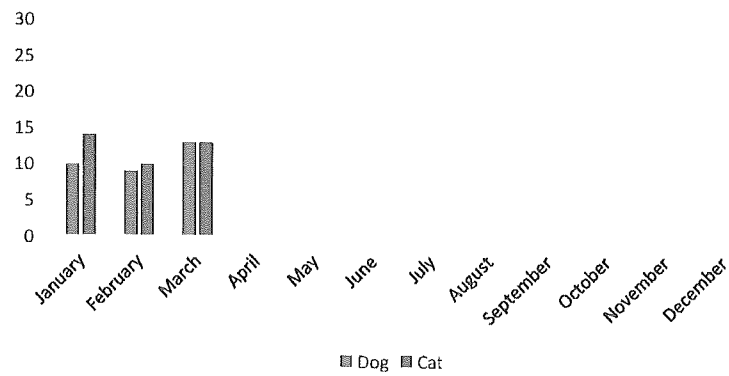


### 2025 Adoptions

	Dog	Cat
January	10	14
February	9	10
March	13	13
April		
May		
June		
July		
August		
September		
October		
November		
December		

**Total** 32 37

### Adoptions 2025

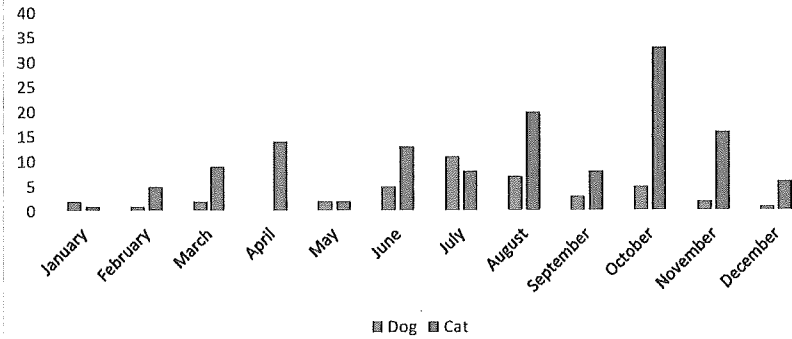


2024 Transfers

	Dog	Cat
January	2	1
February	1	5
March	2	9
April	0	14
May	2	2
June	5	13
July	11	8
August	7	20
September	3	8
October	5	33
November	2	16
December	1	6

Total 41 135

Transfers 2024

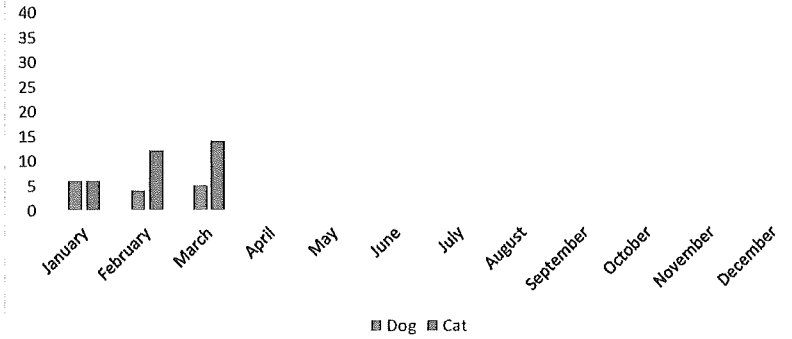


2025 Transfers

	Dog	Cat
January	6	6
February	4	12
March	5	14
April		
May		
June		
July		
August		
September		
October		
November		
December		

Total 15 32

Transfers 2025

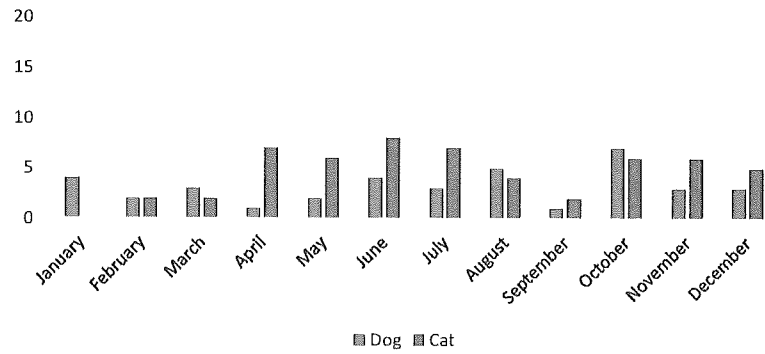


### 2024 Stray Euth

	Dog	Cat
January	4	0
February	2	2
March	3	2
April	1	7
May	2	6
June	4	8
July	3	7
August	5	4
September	1	2
October	7	6
November	3	6
December	3	5

**Total** 38 55

### 2024 Stray euthanasia

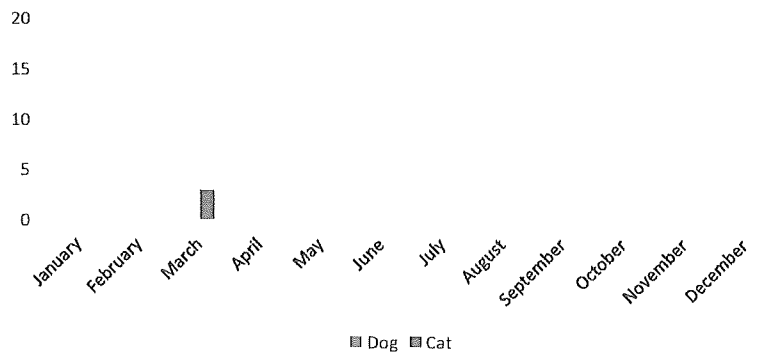


### 2025 Stray Euth

	Dog	Cat
January	0	0
February	0	0
March	0	3
April		
May		
June		
July		
August		
September		
October		
November		
December		

**Total** 0 3

### 2025 Stray euthanasia

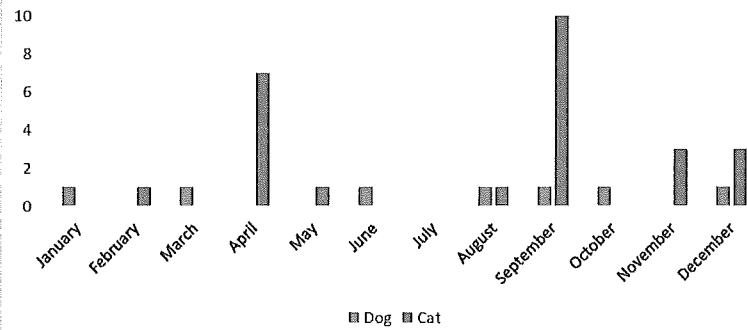


### 2024 Relinquish Euth

	Dog	Cat
January	1	0
February	0	1
March	1	0
April	0	7
May	0	1
June	1	0
July	0	0
August	1	1
September	1	11
October	1	0
November	0	3
December	1	3

**Total** 7 27

### Relinquished animals euthanized 2024

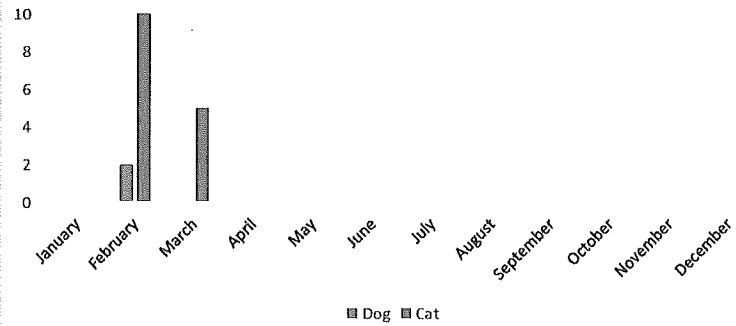


### 2025 Relinquish Euth

	Dog	Cat
January	0	0
February	2	14
March	0	5
April		
May		
June		
July		
August		
September		
October		
November		
December		

**Total** 2 19

### Relinquished animals euthanized 2025

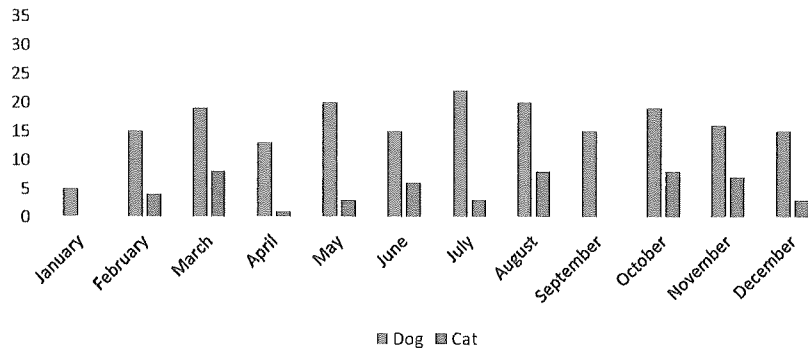


### 2024 RTO

	Dog	Cat
January	5	0
February	15	4
March	19	8
April	13	1
May	20	3
June	15	6
July	22	3
August	20	8
September	15	0
October	19	8
November	16	7
December	15	3

**Total** 194 51

### Animals returned to owner 2024




### 2025 RTO

	Dog	Cat
January	16	0
February	11	2
March	19	1
April		
May		
June		
July		
August		
September		
October		
November		
December		

**Total** 46 3

### Animals returned to owner 2025

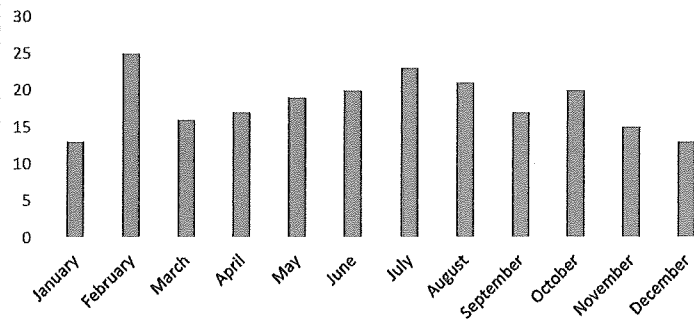


#### 2024 violation payments

	requests
January	13
February	25
March	16
April	17
May	19
June	20
July	23
August	21
September	17
October	20
November	15
December	13

**Total** 219

#### Online Violation Requests 2024

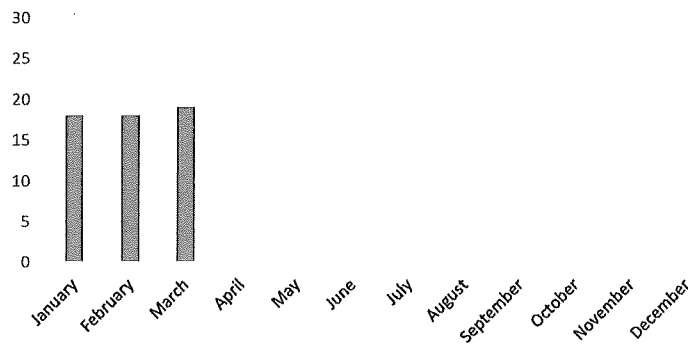


#### 2025 violation payments

	requests
January	18
February	18
March	19
April	
May	
June	
July	
August	
September	
October	
November	
December	

**Total** 55

#### Online Violation Requests 2025

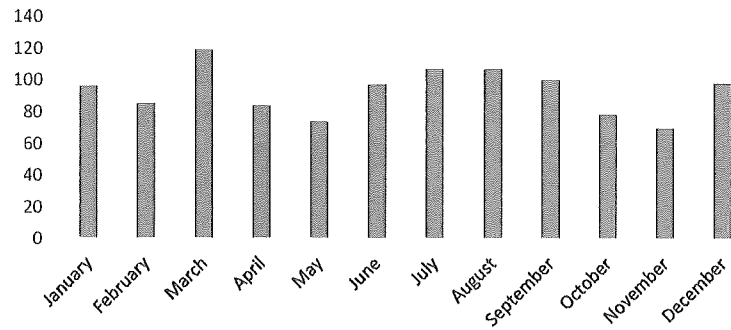


### 2024 requests

	requests
January	96
February	85
March	119
April	84
May	74
June	97
July	107
August	107
September	100
October	78
November	70
December	98

**Total** 1115

### Online Tag Requests 2024

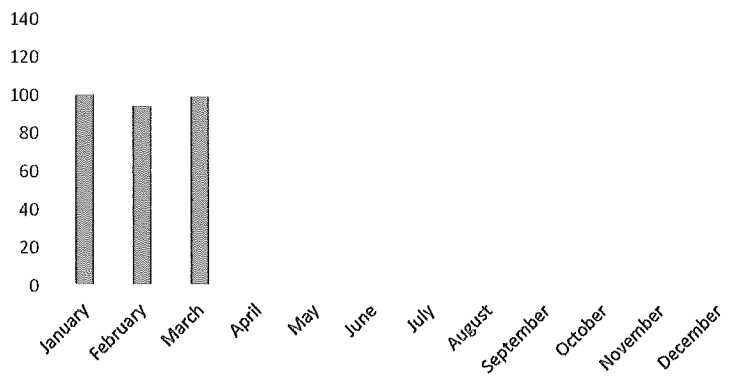


### 2025 requests

	requests
January	100
February	94
March	99
April	
May	
June	
July	
August	
September	
October	
November	
December	

**Total** 293

### Online Tag Requests 2025

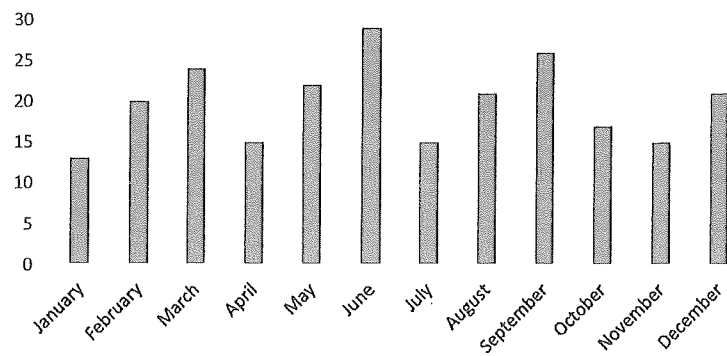


### 2024 relinquish requests

January	13
February	20
March	24
April	15
May	22
June	29
July	15
August	21
September	26
October	17
November	15
December	21

**Total** 238

### Online Relinquish Requests 2024

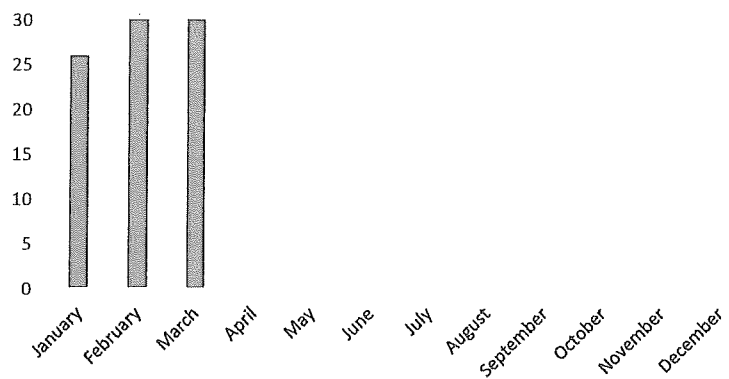


### 2025 relinquish requests

January	26
February	31
March	33
April	
May	
June	
July	
August	
September	
October	
November	
December	

**Total** 90

### Online Relinquish Requests 2025



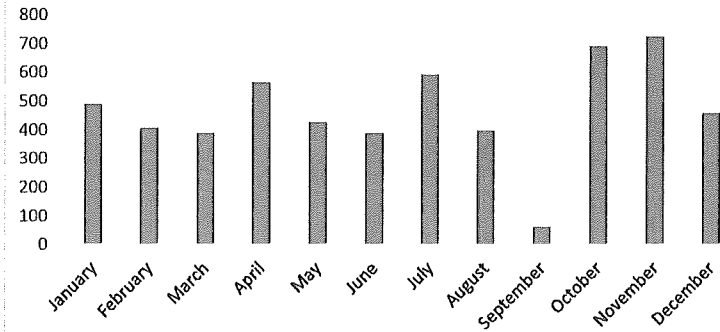


2024

	notices sent
January	488
February	405
March	386
April	564
May	424
June	385
July	592
August	395
September	58
October	689
November	722
December	455

Total 5563

Emails Sent 2024



2025

	notices sent
January	446
February	439
March	214
April	
May	
June	
July	
August	
September	
October	
November	
December	

Total 1099

Emails Sent 2025

