

**DIVISION OF VETERINARY PUBLIC HEALTH
END OF MONTH REPORT 2024**

	Nov-24	YTD 2024	Nov-23	YTD 2023
RABIES INVESTIGATIONS				
Animal Bite Investigations	52	738	39	670
Animal Bite Followups	55	927	54	908
Specimens to Laboratory	7	132	6	126
Positive	0	3	0	8
Number of Dogs Vaccinated 1 yr no registration	52	505	117	894
Number of Dogs Vaccinated 3 yrs no registration	23	324	39	414
Number of Cats Vaccinated 1 yr no registration	28	193	41	296
Number of Cats Vaccinated 3 yrs no registration	1	35	8	49
Number of Dogs Vaccinated/Registered 1 yr	1470	16790	1400	18016
Number of Dogs Vaccinated/Registered 3 yrs	1060	14275	1333	14133
Number of Cats Vaccinated/Registered 1 yr	804	8161	656	7955
Number of Cats Vaccinated/Registered 3 yrs	177	2789	201	2227
GENERAL ACTIVITIES				
Complaints Received				
Cruelty Investigations	26	288	21	282
Written Warnings	560	7378	501	9253
Patrols	21	261	12	292
Tickets issued	132	1394	42	1200
Court Appearance Served	33	391	25	478
Field Redemptions	14	161	13	94
Wildlife Calls	30	557	56	601
Mailings	288	4607	428	5820
Volunteer Hours	145	1091	91.5	700
KENNEL ACTIVITIES				
Stray dogs admitted	25	299	30	263
Relinquish dogs admitted (Do not include ORE)	2	30	4	38
Rescue dogs admitted	2	22	3	36
Impounded dogs admitted	0	10	0	5
Dogs admitted to shelter for rabies observation	0	2	0	2
Dogs confiscated under the Humane Care Act	0	1	3	6
Dogs born in facility	0	0	0	0
Dogs redeemed	16	179	20	170
Dogs transferred out of facility	2	40	2	20
Dogs adopted	9	103	7	83
Dogs returned from adoption	2	14	1	6
Euthanized dogs (Total from lines 44 to 63) (NO ORE)	3	46	5	42
Stray Dogs euthanized	3	35	3	30
Stray dogs euthanized for Aggression	1	20	3	27
Stray dogs euthanized for Health	1	14	0	3
Stray dogs euthanized - involved in Bite	1	1	0	0
Relinquish Dogs euthanized	0	6	1	7
Relinquish dogs euthanized for Aggression	0	5	1	7
Relinquish dogs euthanized for Health	0	1	0	0
Relinquish dogs - involved in Bite	0	0	0	0
Impounded Dogs euthanized	0	4	0	1
Impounded dogs euthanized for Aggression	0	4	0	0
Impounded dogs euthanized for Health	0	0	0	0
Impounded dogs euthanized - involved in Bite	0	0	0	1

Confiscated Dogs euthanized	0	0	0	0
Confiscated dogs euthanized for Aggression	0	0	0	0
Confiscated dogs euthanized for Health	0	0	0	0
Confiscated dogs euthanized - involved in Bite	0	0	0	0
Rescue Dogs euthanized	0	0	1	4
Rescue dogs euthanized for Aggression	0	0	1	2
Rescue dogs euthanized for Health	0	0	0	2
Rescue dogs euthanized - involved in Bite	0	0	0	0
Dogs euthanized - owner request	0	31	1	27
Stray cats admitted	31	294	23	277
- Includes TNR cats-				
Relinquish cats admitted (Do not include ORE)	2	45	1	48
Rescue cats admitted	1	19	0	12
Impounded cats admitted	0	0	0	1
Cats admitted to shelter for rabies observation	0	2	0	1
Cats confiscated under the Humane Care Act	0	63	5	9
Cats born in facility	0	27	4	18
Cats redeemed	7	48	6	52
Cats adopted	20	122	7	118
Cats returned from adoption	0	2	0	2
Euthanized cats (Total from lines 77 to 96) (NO ORE)	9	108	3	48
Stray Cats euthanized	4	45	3	40
Stray cats euthanized for Aggression	0	2	0	2
Stray cats euthanized for Health	4	41	3	37
Stray cats euthanized - Involved in Bite	0	2	0	1
Relinquish Cats euthanized	3	24	0	8
Relinquish cats euthanized for Aggression	2	3	0	1
Relinquish cats euthanized for Health	1	21	0	7
Relinquish cats euthanized - involved in bite	0	0	0	0
Impounded Cats euthanized	0	0	0	0
Impounded cats euthanized for Aggression	0	0	0	0
Impounded cats euthanized for Health	0	0	0	0
Impounded cats euthanized - involved in Bite	0	0	0	0
Confiscated Cats euthanized	1	35	0	0
Confiscated cats euthanized for Aggression	0	0	0	0
Confiscated cats euthanized for Health	1	35	0	0
Confiscated cats euthanized - involved in Bite	0	0	0	0
Rescue Cats euthanized	1	1	0	0
Rescue cats euthanized for Aggression	0	0	0	0
Rescue cats euthanized for Health	1	1	0	0
Rescue cats euthanized - involved in Bite	0	0	0	0
Cats euthanized - owner request	0	6	0	10
Cats transferred out of facility	16	129	13	108
Other transferred-	3	23	8	26
Other stray admitted	3	36	8	35
Relinquish other admitted	0	4	1	5
Rescue other admitted	0	0	0	7
Other returned from adoption	0	0	0	0
Other adopted	1	9	0	6
Other euthanized	0	3	1	3
Other redeemed	0	3	0	10
Impounded other admitted	0	0	0	0
Other confiscated under the Humane Care Act	0	2	0	0
Other born in facility	0	0	0	0
Other euthanized - owner request	0	0	1	1

Dogs & Cats checked for heartworm	28	288	32	259
Number of positive	0	0	0	1
Cats tested for feline leukemia and FIV (individual tests)	38	375	42	303
Number of positives Felv	1	2	0	0
Number of positives FIV	1	5	0	6
Number of visitors	324	3796	311	4075
Dogs Spayed in Shelter	3	34	4	45
Dogs Neutered in Shelter	5	41	7	33
Dogs Rabies Vaccinated at Shelter	9	465	13	450
Cats Spayed	12	88	3	56
Cats Neutered	7	80	14	68
Cats Rabies Vaccinated at Shelter	23	322	20	285
Microchip implanted at Shelter (Treatment window)	33	342	31	322
EDUCATION				
Programs conducted	0	11	0	17
Seminars Attended	0	1	0	0
Staff Training (per hour)	85	1065.5	24	693.5
off site adoptions	0	0	0	0
onsite offsite Rabies/adoption event with vendors -	0	7	0	1
micro-chip events	0	3	0	10
(Facebook) Views of posts	331280	2460392	140520	2057567
Animals sent out to foster/offsite for care	5	16	0	1

**DIVISION OF VETERINARY PUBLIC HEALTH
END OF MONTH REPORT 2024**

	Dec-24	YTD 2024	Dec-23	YTD 2023
RABIES INVESTIGATIONS				
Animal Bite Investigations	40	92	46	716
Animal Bite Followups	81	136	52	960
Specimens to Laboratory	5	12	10	136
Positive	0	0	0	8
Number of Dogs Vaccinated 1 yr no registration	41	93	55	949
Number of Dogs Vaccinated 3 yrs no registration	29	52	23	437
Number of Cats Vaccinated 1 yr no registration	19	47	24	320
Number of Cats Vaccinated 3 yrs no registration	5	6	6	55
Number of Dogs Vaccinated/Registered 1 yr	1375	2845	1935	19951
Number of Dogs Vaccinated/Registered 3 yrs	1361	2421	1509	15642
Number of Cats Vaccinated/Registered 1 yr	954	1758	1033	8988
Number of Cats Vaccinated/Registered 3 yrs	252	429	264	2491
GENERAL ACTIVITIES				
Complaints Received				
Cruelty Investigations	31	57	27	309
Written Warnings	556	1116	482	9735
Patrols	23	44	15	307
Tickets issued	145	277	63	1263
Court Appearance Served	122	155	44	522
Field Redemptions	7	21	15	109
Wildlife Calls	51	81	49	650
Mailings	449	737	341	6161
Volunteer Hours	144.5	289.5	76	776
KENNEL ACTIVITIES				
Stray dogs admitted	26	51	21	284
Relinquish dogs admitted (Do not include ORE)	2	4	3	41
Rescue dogs admitted	0	2	4	40
Impounded dogs admitted	0	0	0	5
Dogs admitted to shelter for rabies observation	0	0	0	2
Dogs confiscated under the Humane Care Act	0	0	0	6
Dogs born in facility	0	0	0	0
Dogs redeemed	15	31	12	182
Dogs transferred out of facility	1	3	0	20
Dogs adopted	9	18	17	100
Dogs returned from adoption	1	3	2	8
Euthanized dogs (Total from lines 44 to 63) (NO ORE)	4	7	2	44
Stray Dogs euthanized	3	6	2	32
Stray dogs euthanized for Aggression	2	3	2	29
Stray dogs euthanized for Health	1	2	0	3
Stray dogs euthanized - involved in Bite	0	1	0	0
Relinquish Dogs euthanized	0	0	0	7
Relinquish dogs euthanized for Aggression	0	0	0	7
Relinquish dogs euthanized for Health	0	0	0	0
Relinquish dogs - involved in Bite	1	1	0	0
Impounded Dogs euthanized	0	0	0	1
Impounded dogs euthanized for Aggression	0	0	0	0
Impounded dogs euthanized for Health	0	0	0	0
Impounded dogs euthanized - involved in Bite	0	0	0	1

Confiscated Dogs euthanized	0	0	0	0
Confiscated dogs euthanized for Aggression	0	0	0	0
Confiscated dogs euthanized for Health	0	0	0	0
Confiscated dogs euthanized - involved in Bite	0	0	0	0
Rescue Dogs euthanized	0	0	0	4
Rescue dogs euthanized for Aggression	0	0	0	2
Rescue dogs euthanized for Health	0	0	0	2
Rescue dogs euthanized - involved in Bite	0	0	0	0
Dogs euthanized - owner request	2	2	4	31
Stray cats admitted	20	51	13	290
- Includes TNR cats-				
Relinquish cats admitted (Do not include ORE)	4	6	4	52
Rescue cats admitted	0	1	6	18
Impounded cats admitted	0	0	0	1
Cats admitted to shelter for rabies observation	0	0	0	1
Cats confiscated under the Humane Care Act	0	0	0	9
Cats born in facility	5	5	0	18
Cats redeemed	3	10	7	59
Cats adopted	10	30	15	133
Cats returned from adoption	1	1	0	2
Euthanized cats (Total from lines 77 to 96) (NO ORE)	8	17	3	51
Stray Cats euthanized	5	9	3	43
Stray cats euthanized for Aggression	0	0	0	2
Stray cats euthanized for Health	5	9	3	40
Stray cats euthanized - Involved in Bite	0	0	0	1
Relinquish Cats euthanized	3	6	0	8
Relinquish cats euthanized for Aggression	1	3	0	1
Relinquish cats euthanized for Health	2	3	0	7
Relinquish cats euthanized - involved in bite	0	0	0	0
Impounded Cats euthanized	0	0	0	0
Impounded cats euthanized for Aggression	0	0	0	0
Impounded cats euthanized for Health	0	0	0	0
Impounded cats euthanized - involved in Bite	0	0	0	0
Confiscated Cats euthanized	0	1	0	0
Confiscated cats euthanized for Aggression	0	0	0	0
Confiscated cats euthanized for Health	0	1	0	0
Confiscated cats euthanized - involved in Bite	0	0	0	0
Rescue Cats euthanized	0	1	0	0
Rescue cats euthanized for Aggression	0	0	0	0
Rescue cats euthanized for Health	0	1	0	0
Rescue cats euthanized - involved in Bite	0	0	0	0
Cats euthanized - owner request	0	0	1	11
Cats transferred out of facility	6	22	9	117
Other transferred-	11	14	0	26
Other stray admitted	9	12	0	35
Relinquish other admitted	2	2	0	5
Rescue other admitted	0	0	0	7
Other returned from adoption	0	0	0	0
Other adopted	0	1	0	6
Other euthanized	0	0	0	3
Other redeemed	1	1	0	10
Impounded other admitted	0	0	0	0
Other confiscated under the Humane Care Act	0	0	0	0
Other born in facility	0	0	0	0
Other euthanized - owner request	0	0	0	1

Dogs & Cats checked for heartworm	16	44	28	287
Number of positive	0	0	0	1
Cats tested for feline leukemia and FIV (individual tests)	18	56	26	329
Number of positives Felv	0	1	0	0
Number of positives FIV	0	1	0	6
Number of visitors	302	626	357	4432
Dogs Spayed in Shelter	4	7	6	51
Dogs Neutered in Shelter	2	7	4	37
Dogs Rabies Vaccinated at Shelter	3	12	15	465
Cats Spayed	5	17	5	61
Cats Neutered	9	16	12	80
Cats Rabies Vaccinated at Shelter	12	35	22	307
Microchip implanted at Shelter (Treatment window)	15	48	24	346
EDUCATION				
Programs conducted	0	0	2	19
Seminars Attended	0	0	0	0
Staff Training (per hour)	85.5	170.5	238.75	932.25
off site adoptions	0	0	0	0
onsite offsite Rabies/adoption event with vendors -	0	0	0	1
micro-chip events	0	0	0	10
(Facebook) Views of posts	358610	689890	244345	2301912
Animals sent out to foster/offsite for care	0	5	0	1

1. Annual Animal Statistics Table

		Dog	Cat	Other	Total
A	BEGINNING SHELTER COUNT 11/1/2024	13	55	2	70
	INTAKE (Live Dogs & Cats Only)				
B	From the Public	31	34	3	68
C	Incoming Transfers from Organizations within the Community/Coalition	0	0	0	0
D	Incoming Transfers from Organizations outside the Community/Coalition	0	0	0	0
E	From Owners/Guardians Requesting Euthanasia	0	0	0	0
F	Total Intake [B + C + D + E]	31	34	3	68
G	Owners/Guardians Requesting Euthanasia	0	0	0	0
H	ADJUSTED TOTAL INTAKE [F MINUS G]	31	34	3	68
I	ADOPTIONS	9	20	1	30
J	OUTGOING TRANSFERS to Organizations within the Community/Coalition	2	16	3	21
K	OUTGOING TRANSFERS to Organizations outside the Community/Coalition	0	0	0	0
L	RETURN TO OWNER/GUARDIAN	16	7	0	23
	DOGS & CATS EUTHANIZED				
M	Healthy (Includes Owner/Guardian Requested Euthanasia)	0	0	0	0
N	Treatable - Rehabilitatable (Includes Owner/Guardian Requested Euthanasia)	0	0	0	0
O	Treatable - Manageable (Includes Owner/Guardian Requested Euthanasia)	0	0	0	0
P	Unhealthy & Untreatable (Includes Owner/Guardian Requested Euthanasia)	3	9	0	12
Q	Total Euthanasia [M + N + O + P]	3	9	0	12
R	Owner/Guardian Requested Euthanasia (Unhealthy & Untreatable Only)	0	0	0	0
S	ADJUSTED TOTAL EUTHANASIA [Q minus R]	3	9	0	12
T	SUBTOTAL OUTCOMES [I + J + K + L + S] Excludes Owner/Guardian Requested Euthanasia	30	52	4	86
	(Unhealthy & Untreatable)				
U	DIED OR LOST IN SHELTER/CARE	0	0	0	0
V	TOTAL OUTCOMES [T + U] Excludes Owner/Guardian Requested Euthanasia	30	52	4	86
W	ENDING SHELTER COUNT 11/30/2024	14	37	1	52

To check the accuracy of the shelter data you're compiled, the Beginning Shelter Count (A) plus the Adjusted Total Intake (H) should equal the Total Outcomes (V) plus the Ending Shelter Count (W): $A + H = V + W$

Balance Sheet

	dog	cat	others
A	13	55	2
H	31	34	3
	44	89	5
V	30	52	4
W	14	37	1
	44	89	5

1. Annual Animal Statistics Table

		Dog	Cat	Other	Total
A	BEGINNING SHELTER COUNT 12/1/2024	14	37	1	52
	INTAKE (Live Dogs & Cats Only)				
B	From the Public	30	30	11	71
C	Incoming Transfers from Organizations within the Community/Coalition	0	0	0	0
D	Incoming Transfers from Organizations outside the Community/Coalition	0	0	0	0
E	From Owners/Guardians Requesting Euthanasia	0	0	0	0
F	Total Intake [B + C + D + E]	30	30	11	71
G	Owners/Guardians Requesting Euthanasia	2	0	0	2
H	ADJUSTED TOTAL INTAKE [F MINUS G]	28	30	11	69
I	ADOPTIONS	9	10	0	19
J	OUTGOING TRANSFERS to Organizations within the Community/Coalition	1	6	11	18
K	OUTGOING TRANSFERS to Organizations outside the Community/Coalition	0	0	0	0
L	RETURN TO OWNER/GUARDIAN	15	3	1	19
	DOGS & CATS EUTHANIZED				
M	Healthy (Includes Owner/Guardian Requested Euthanasia)	0	0	0	0
N	Treatable - Rehabilitatable (Includes Owner/Guardian Requested Euthanasia)	0	0	0	0
O	Treatable - Manageable (Includes Owner/Guardian Requested Euthanasia)	0	0	0	0
P	Unhealthy & Untreatable (Includes Owner/Guardian Requested Euthanasia)	6	8	0	14
Q	Total Euthanasia [M + N + O + P]	6	8	0	14
R	Owner/Guardian Requested Euthanasia (Unhealthy & Untreatable Only)	2	0	0	0
S	ADJUSTED TOTAL EUTHANASIA [Q minus R]	4	8	0	12
T	SUBTOTAL OUTCOMES [I + J + K + L + S] Excludes Owner/Guardian Requested Euthanasia (Unhealthy & Untreatable)	29	27	12	68
U	DIED OR LOST IN SHELTER/CARE	0	1	0	1
V	TOTAL OUTCOMES [T + U] Excludes Owner/Guardian Requested Euthanasia	29	28	12	69
W	ENDING SHELTER COUNT 12/31/2024	13	39	0	52

To check the accuracy of the shelter data you're compiled, the Beginning Shelter Count (A) plus the Adjusted Total Intake (H) should equal the Total Outcomes (V) plus the Ending Shelter Count (W): $A + H = V + W$

Balance Sheet

	dog	cat	others
A	14	37	1
H	28	30	11
	42	67	12
V	29	28	12
W	13	39	0
	42	67	12

ANIMAL BITE SUMMARY JAN 2024-DEC 2024

TOTAL NUMBER HUMANS BITTEN

24-Nov Nov YTD

Female	25	413
Male	27	323
Unknown	0	2
AGE		
0-9	4	54
10-19	6	72
20-29	8	136
30 -50	19	227
51+	15	245
Unknown	0	4
BITE SITE		
Head	5	68
Trunk	0	20
Extremeties	43	614
Multiple Sites	3	25
Unknown	1	11

TOTAL NUMBER BITING ANIMALS

Species		
Dog	38	577
Cat	12	143
Bat	0	1
Fox	0	0
Skunk	0	0
Rabbit	0	0
Other	2	17
Unknown	0	0
Dogs Vaccinated	25	347
Dogs Unvaccinated	13	231
Cats Vaccinated	4	61
Cats Unvaccinated	8	81
Other Vaccinated	0	0
Other Unvaccinated	2	18
Unknown Unvaccinated	0	0
Dog owned	35	528
Dog unowned	3	50
Cat owned	10	117
Cat unowned	2	25
Other owned	1	3
Other unowned	1	15
Unknown unowned	0	0
Dog not found	3	48
Cat not found	2	18
Other not found	1	11
Unknown not found	0	0
Specimen	7	132

Specimen positive	0	3
Specimen neg	7	125
specimen untestable	0	4

ANIMAL BITE SUMMARY JAN 2024-DEC 2024

TOTAL NUMBER HUMANS BITTEN

24-Dec Dec YTD

Female	15	428
Male	25	348
Unknown		2
AGE		
0-9	4	58
10-19	3	75
20-29	8	144
30 -50	13	240
51+	12	257
Unknown	0	4
BITE SITE		
Head	3	71
Trunk	0	20
Extremeties	34	648
Multiple Sites	2	27
Unknown	1	12

TOTAL NUMBER BITING ANIMALS

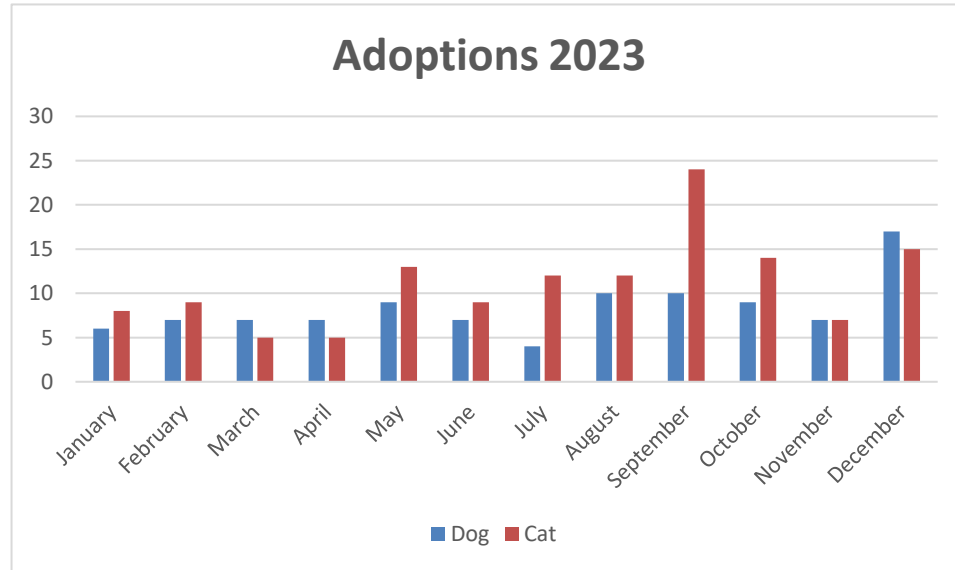
Species		
Dog	33	610
Cat	7	150
Bat	0	1
Fox	0	0
Skunk	0	0
Rabbit	0	0
Other	0	17
Unknown	0	0
Dogs Vaccinated		
Dogs Unvaccinated	17	364
Cats Vaccinated	16	247
Cats Unvaccinated	2	63
Other Vaccinated	5	86
Other Unvaccinated	0	0
Unknown Unvaccinated	0	18
Dog owned		
Dog owned	0	0
Dog unowned	31	559
Cat owned	2	52
Cat unowned	7	124
Other owned	0	25
Other unowned	0	3
Unknown unowned	0	15
Dog not found		
Dog not found	0	0
Cat not found	2	50
Other not found	0	18
Unknown not found	0	11
Specimen		
Specimen	0	0
	5	137

Specimen positive	0	3
Specimen neg	5	130
specimen untestable	0	4

2023 Adoptions

	Dog	Cat
January	6	8
February	7	9
March	7	5
April	7	5
May	9	13
June	7	9
July	4	12
August	10	12
September	10	24
October	9	14
November	7	7
December	17	15

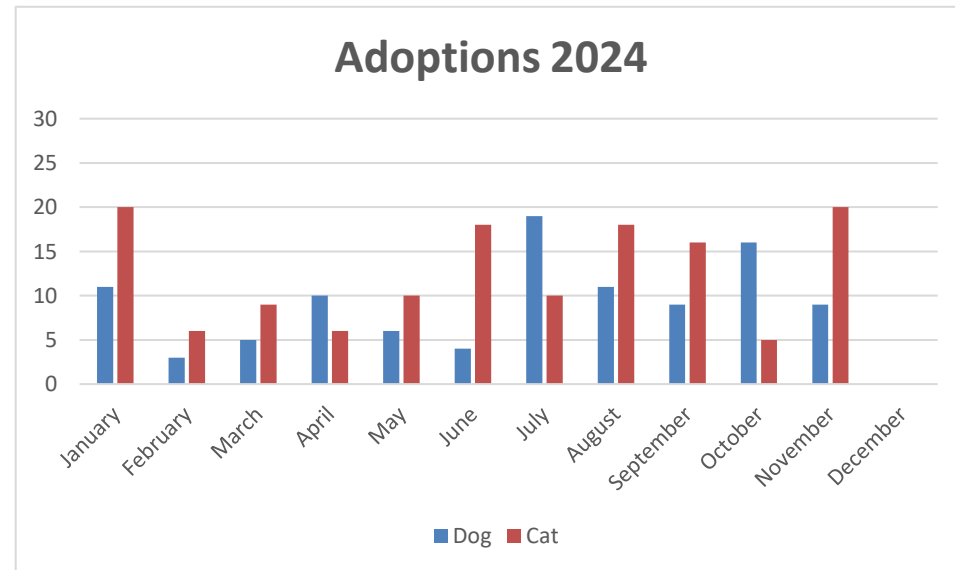
Total 100 133



2024 Adoptions

	Dog	Cat
January	11	20
February	3	6
March	5	9
April	10	6
May	6	10
June	4	18
July	19	10
August	11	18
September	9	16
October	16	5
November	9	20
December		

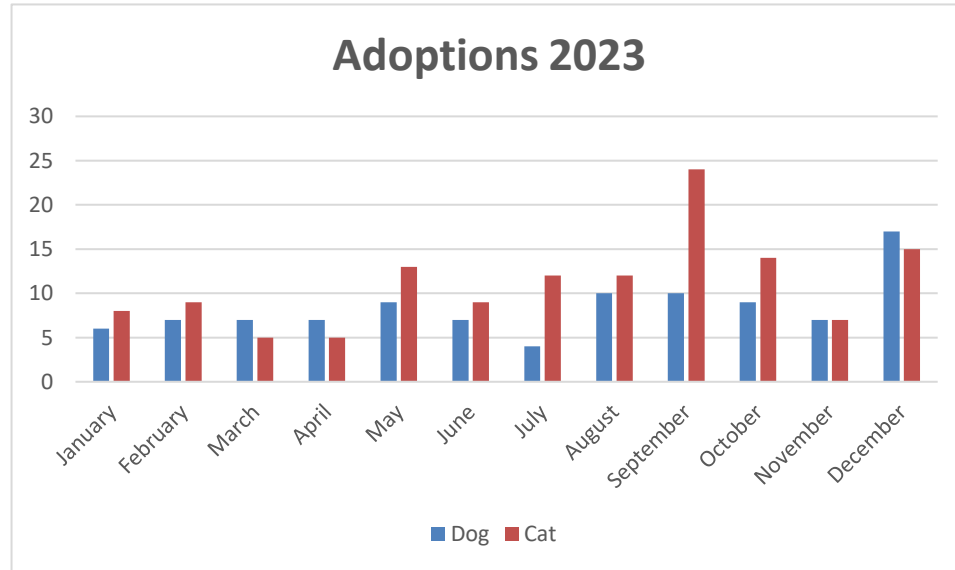
Total 103 138



2023 Adoptions

	Dog	Cat
January	6	8
February	7	9
March	7	5
April	7	5
May	9	13
June	7	9
July	4	12
August	10	12
September	10	24
October	9	14
November	7	7
December	17	15

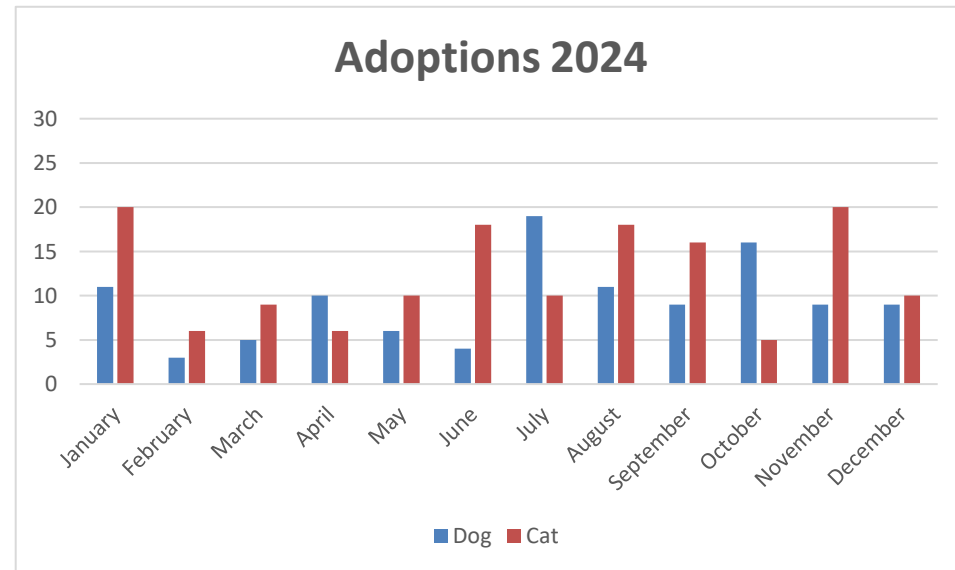
Total 100 133



2024 Adoptions

	Dog	Cat
January	11	20
February	3	6
March	5	9
April	10	6
May	6	10
June	4	18
July	19	10
August	11	18
September	9	16
October	16	5
November	9	20
December	9	10

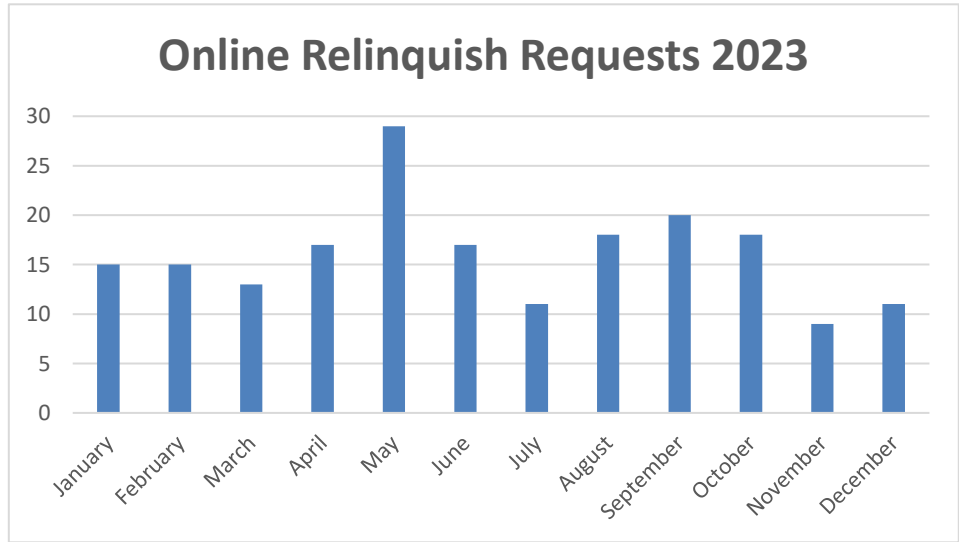
Total 112 148



2023 relinquish requests

January	15
February	15
March	13
April	17
May	29
June	17
July	11
August	18
September	20
October	18
November	9
December	11

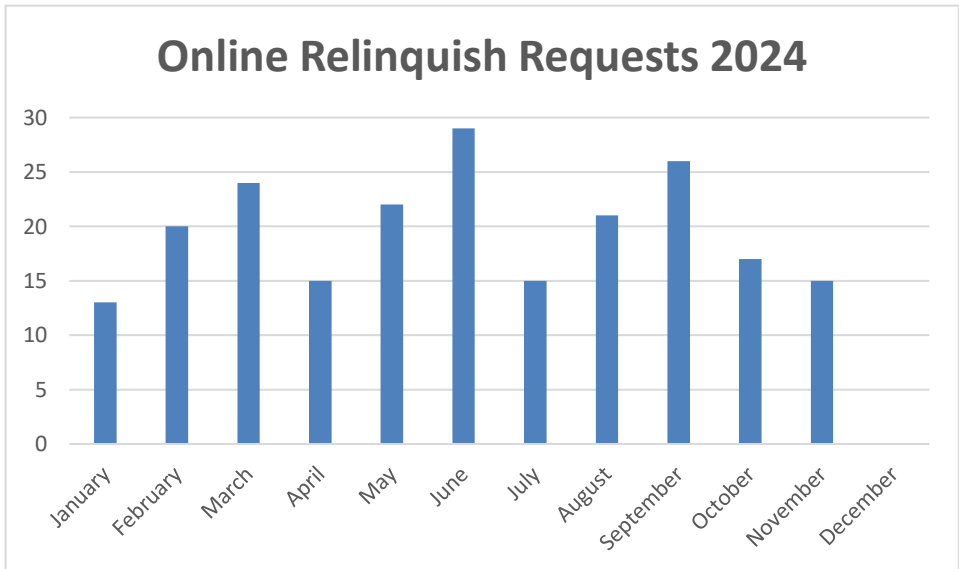
Total 193



2024 relinquish requests

January	13
February	20
March	24
April	15
May	22
June	29
July	15
August	21
September	26
October	17
November	15
December	15

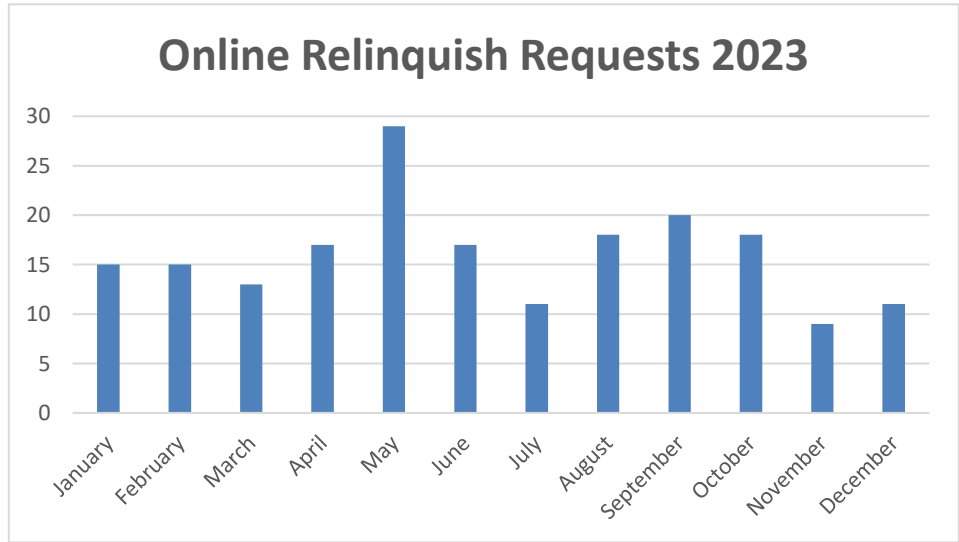
Total 217



2023 relinquish requests

January	15
February	15
March	13
April	17
May	29
June	17
July	11
August	18
September	20
October	18
November	9
December	11

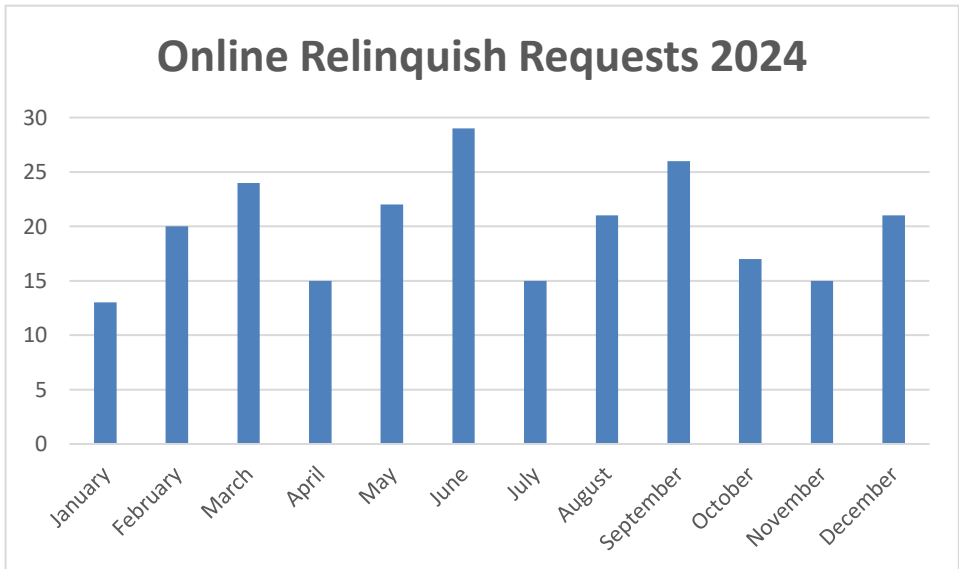
Total 193



2024 relinquish requests

January	13
February	20
March	24
April	15
May	22
June	29
July	15
August	21
September	26
October	17
November	15
December	21

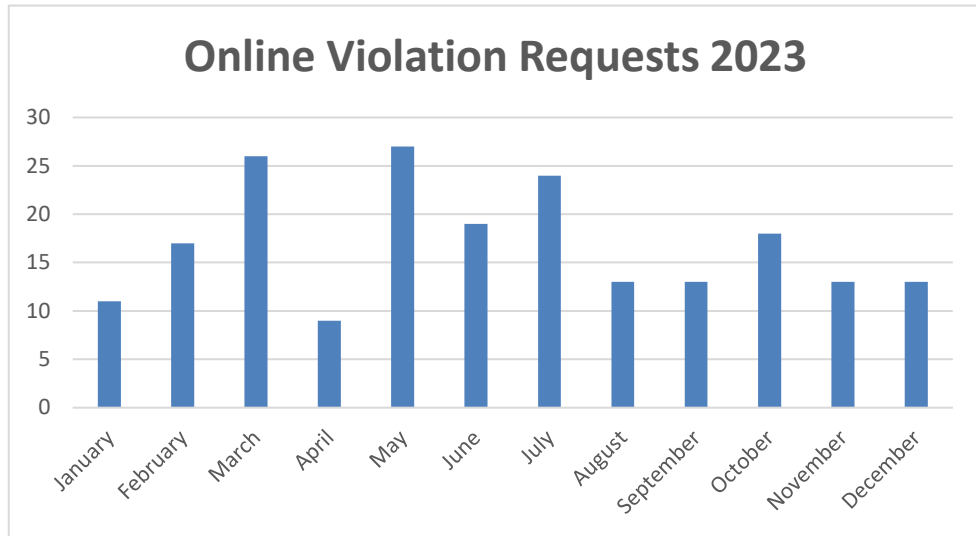
Total 238



2023 violation payments

	requests
January	11
February	17
March	26
April	9
May	27
June	19
July	24
August	13
September	13
October	18
November	13
December	13

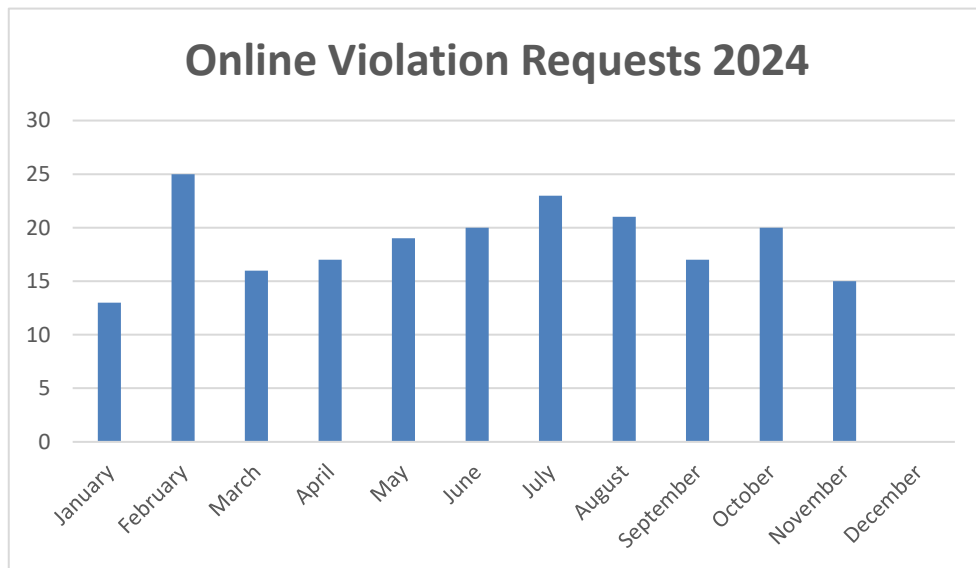
Total 203



2024 violation payments

	requests
January	13
February	25
March	16
April	17
May	19
June	20
July	23
August	21
September	17
October	20
November	15
December	15

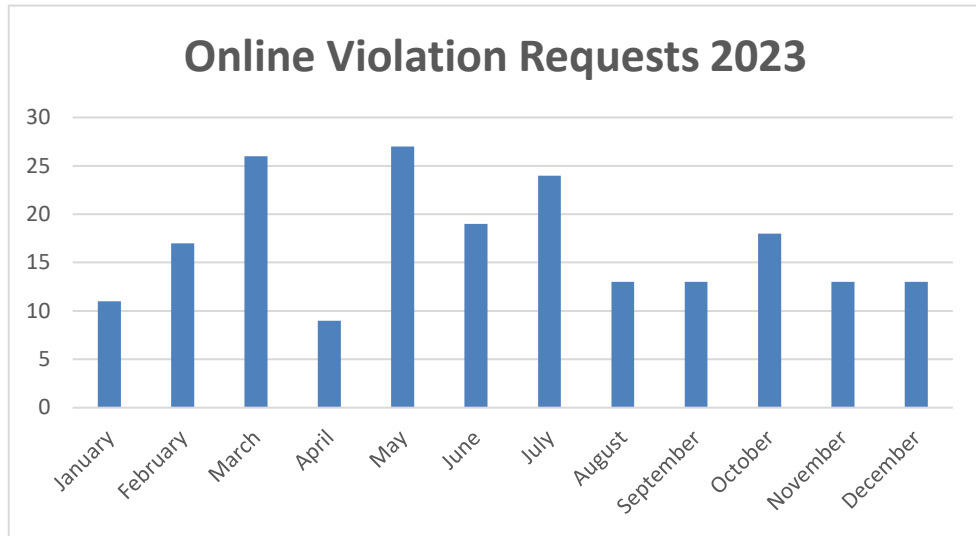
Total 206



2023 violation payments

	requests
January	11
February	17
March	26
April	9
May	27
June	19
July	24
August	13
September	13
October	18
November	13
December	13

Total 203



2024 violation payments

	requests
January	13
February	25
March	16
April	17
May	19
June	20
July	23
August	21
September	17
October	20
November	15
December	13

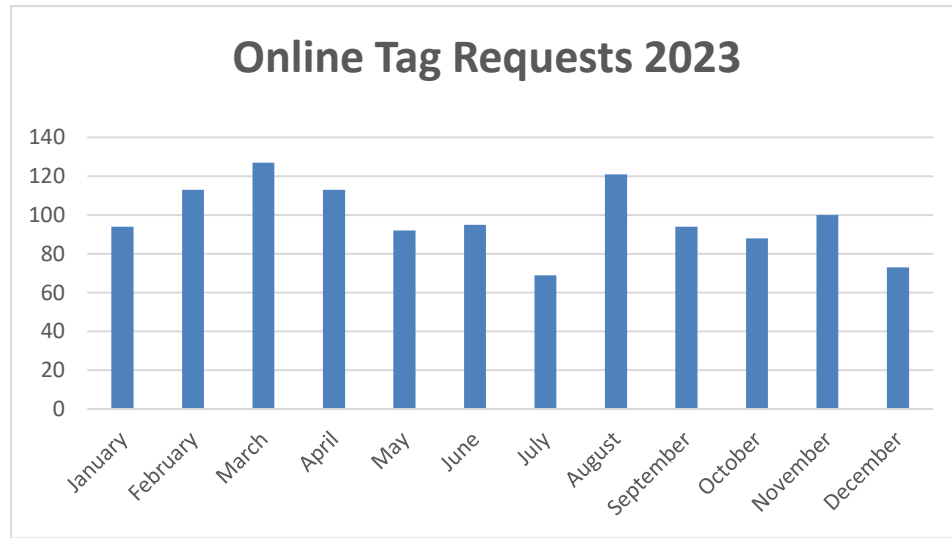
Total 219



2023 requests

	requests
January	94
February	113
March	127
April	113
May	92
June	95
July	69
August	121
September	94
October	88
November	100
December	73

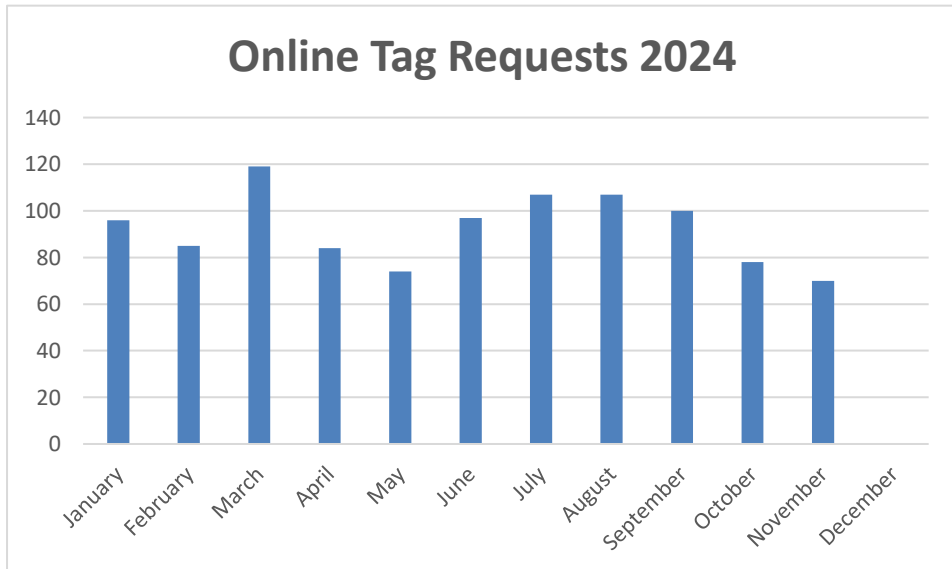
Total 1179



2023 requests

	requests
January	96
February	85
March	119
April	84
May	74
June	97
July	107
August	107
September	100
October	78
November	70
December	

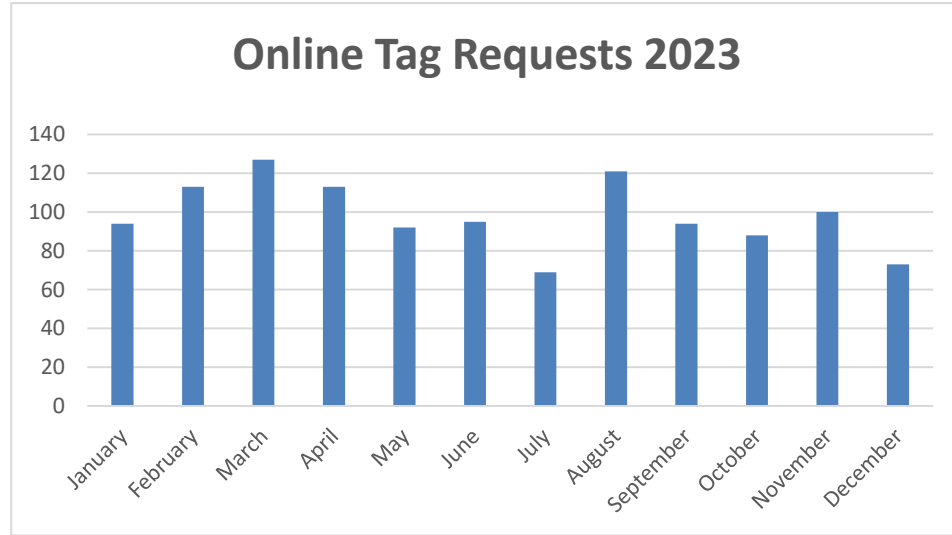
Total



2023 requests

	requests
January	94
February	113
March	127
April	113
May	92
June	95
July	69
August	121
September	94
October	88
November	100
December	73

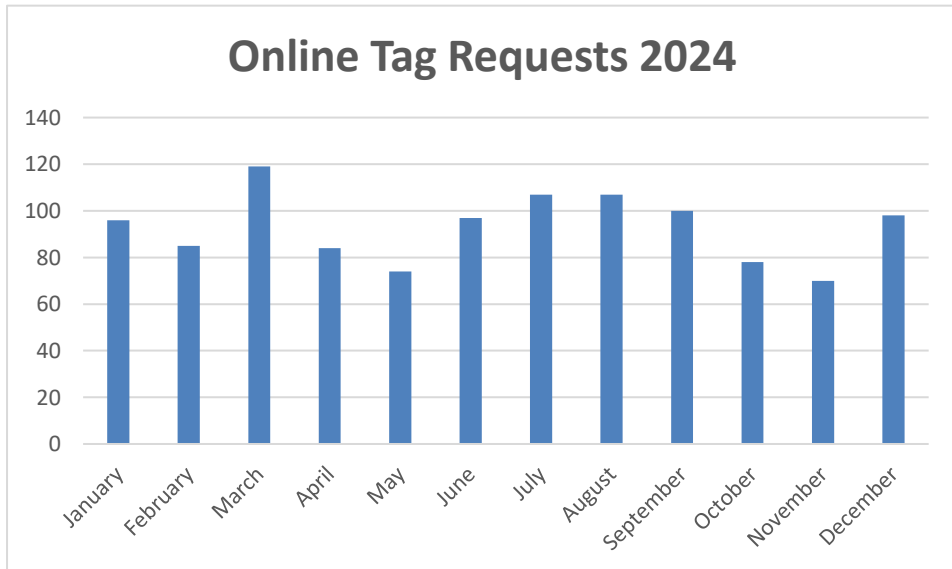
Total 1179



2023 requests

	requests
January	96
February	85
March	119
April	84
May	74
June	97
July	107
August	107
September	100
October	78
November	70
December	98

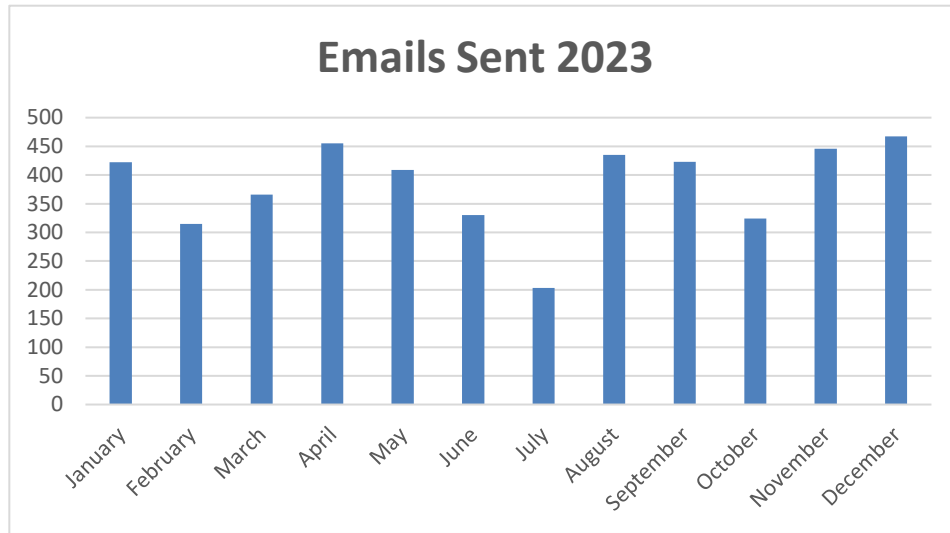
Total



2023

	notices sent
January	422
February	315
March	366
April	455
May	409
June	330
July	203
August	435
September	423
October	324
November	446
December	467

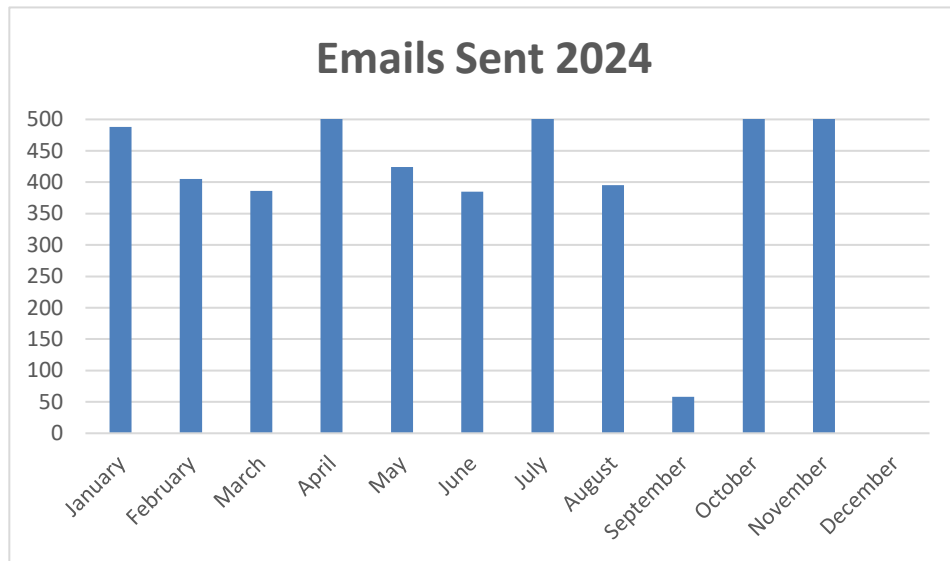
Total 4595



2024

	notices sent
January	488
February	405
March	386
April	564
May	424
June	385
July	592
August	395
September	58
October	689
November	722
December	

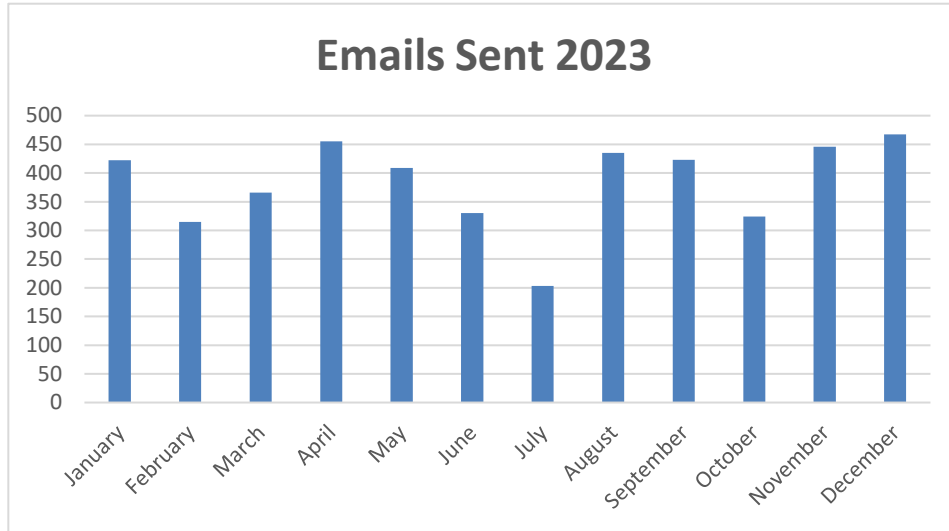
Total 5108



2023

	notices sent
January	422
February	315
March	366
April	455
May	409
June	330
July	203
August	435
September	423
October	324
November	446
December	467

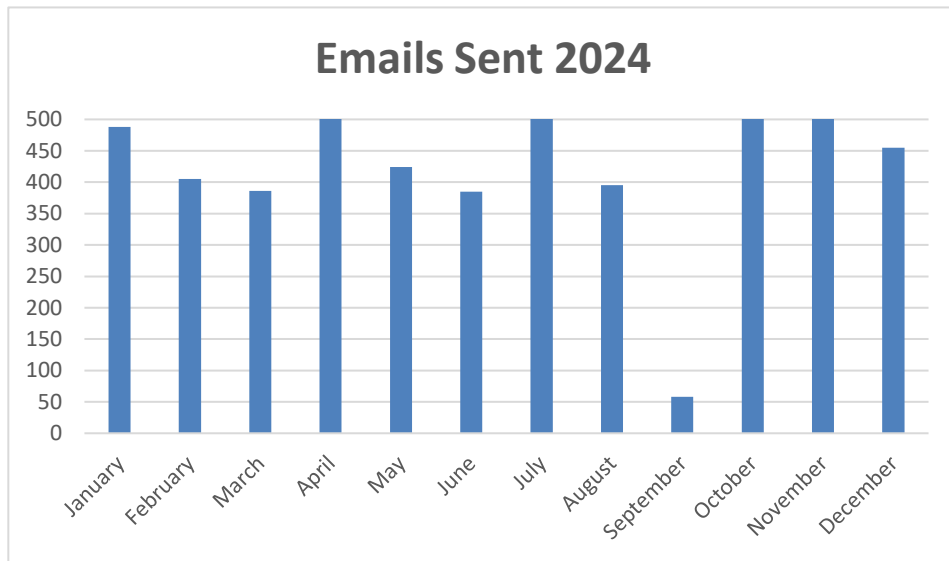
Total 4595



2024

	notices sent
January	488
February	405
March	386
April	564
May	424
June	385
July	592
August	395
September	58
October	689
November	722
December	455

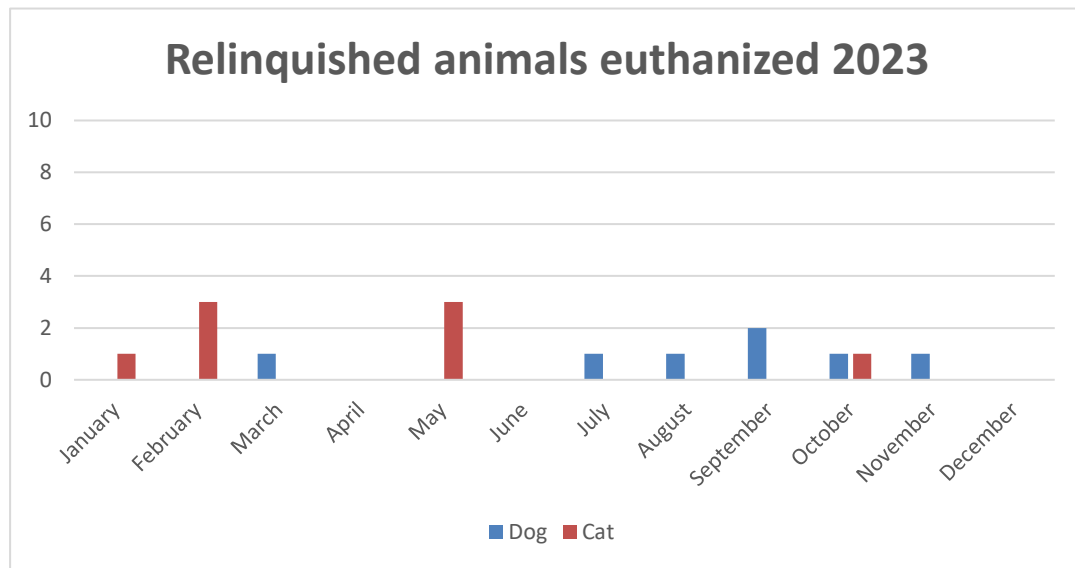
Total 5563



2023 Relinquish Euth

	Dog	Cat
January	0	1
February	0	3
March	1	0
April	0	0
May	0	3
June	0	0
July	1	0
August	1	0
September	2	0
October	1	1
November	1	0
December	0	0

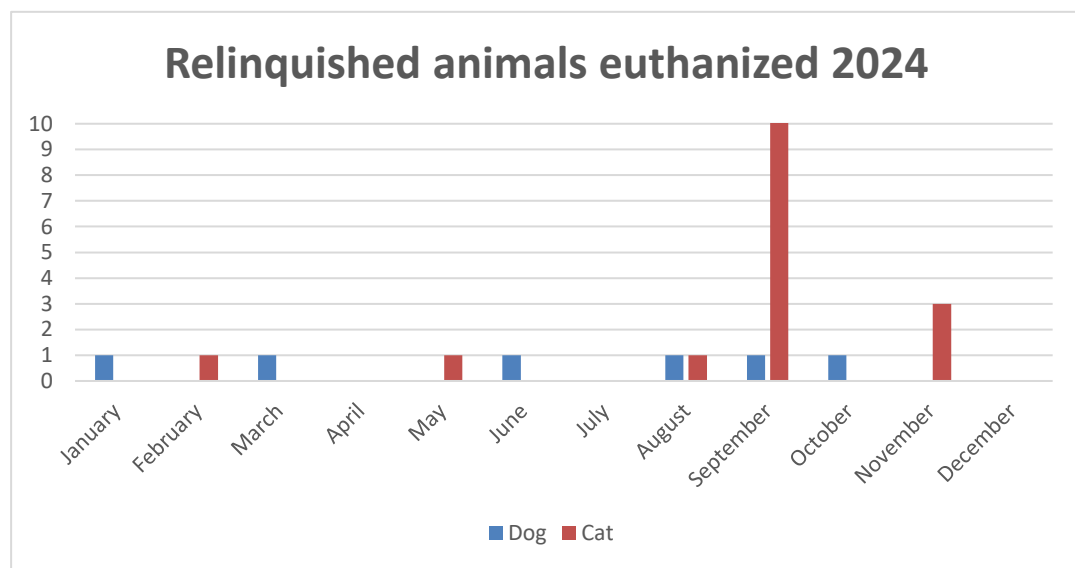
Total 7 8



2024 Relinquish Euth

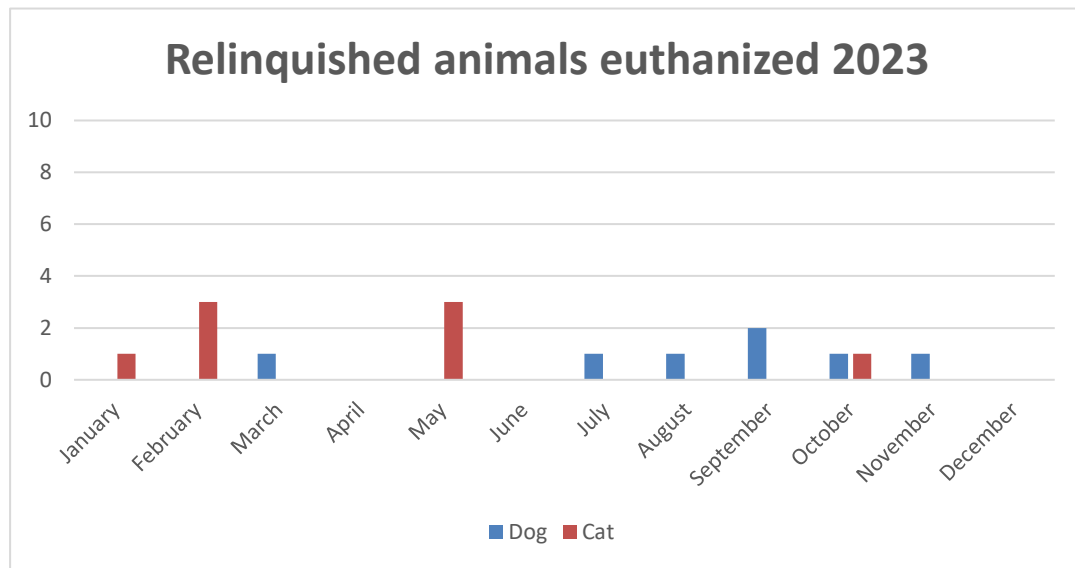
	Dog	Cat
January	1	0
February	0	1
March	1	0
April	0	0
May	0	1
June	1	0
July	0	0
August	1	1
September	1	11
October	1	0
November	0	3
December	0	0

Total 6 17



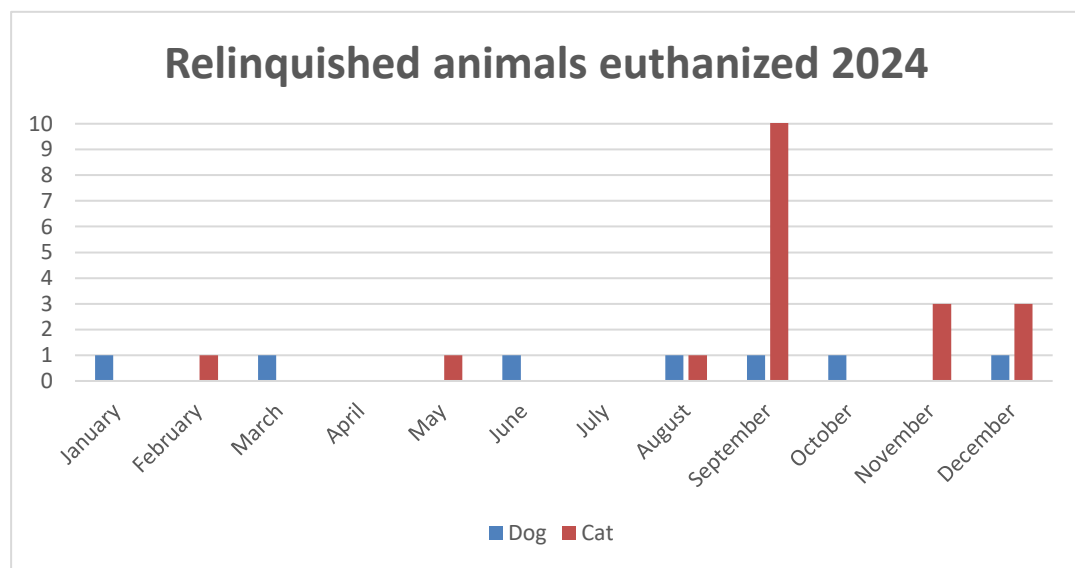
2023 Relinquish Euth

	Dog	Cat
January	0	1
February	0	3
March	1	0
April	0	0
May	0	3
June	0	0
July	1	0
August	1	0
September	2	0
October	1	1
November	1	0
December	0	0
Total	7	8



2024 Relinquish Euth

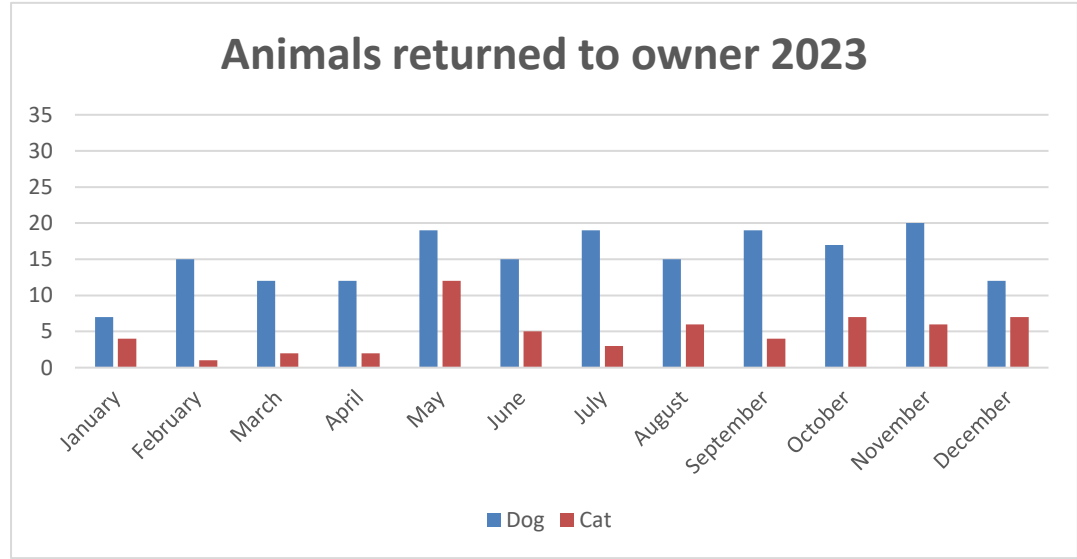
	Dog	Cat
January	1	0
February	0	1
March	1	0
April	0	0
May	0	1
June	1	0
July	0	0
August	1	1
September	1	11
October	1	0
November	0	3
December	1	3
Total	7	20



2023 RTO

	Dog	Cat
January	7	4
February	15	1
March	12	2
April	12	2
May	19	12
June	15	5
July	19	3
August	15	6
September	19	4
October	17	7
November	20	6
December	12	7

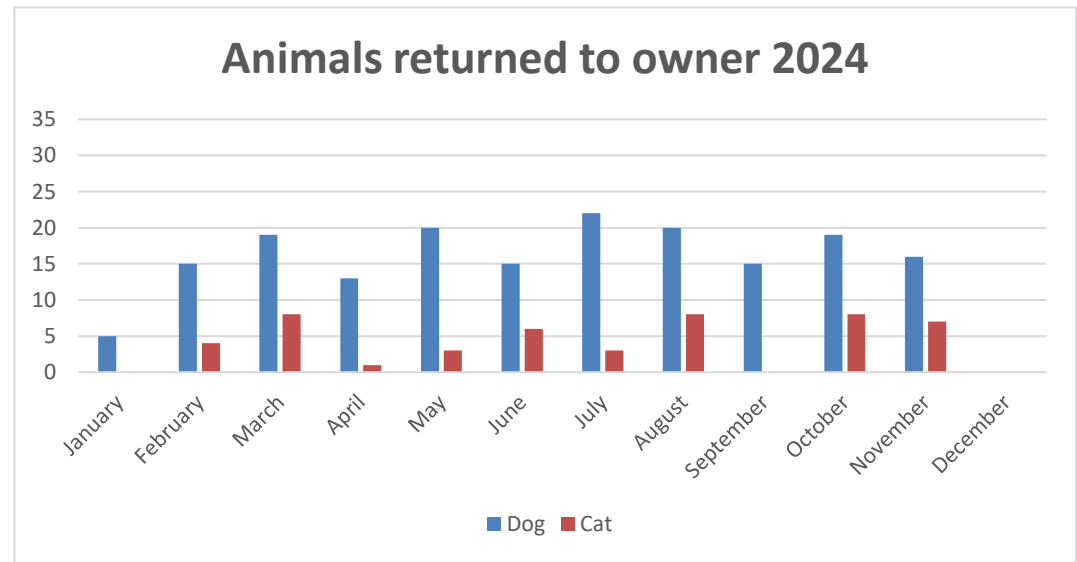
Total 182 59



2024 RTO

	Dog	Cat
January	5	0
February	15	4
March	19	8
April	13	1
May	20	3
June	15	6
July	22	3
August	20	8
September	15	0
October	19	8
November	16	7
December		

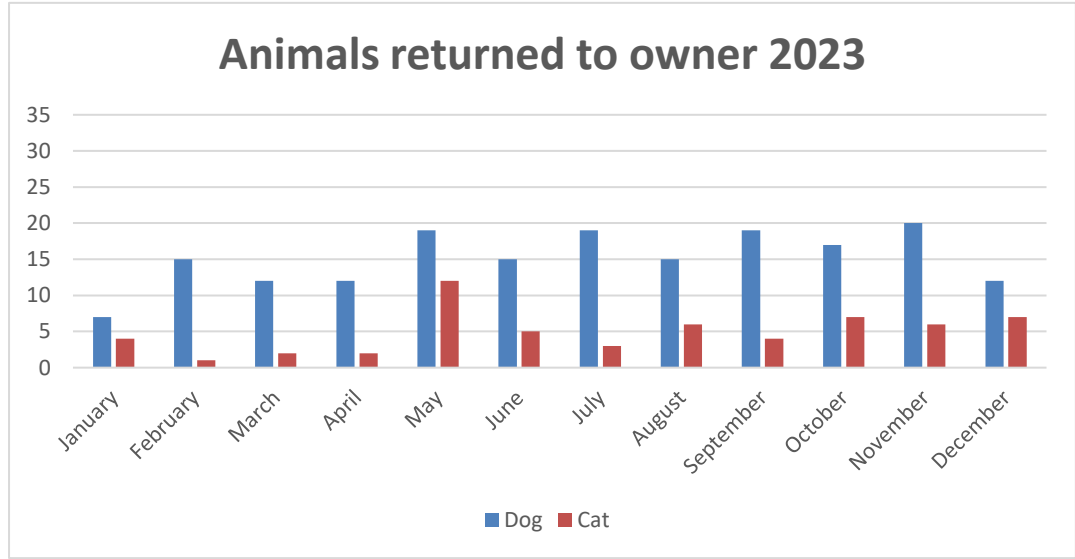
Total 179 48



2023 RTO

	Dog	Cat
January	7	4
February	15	1
March	12	2
April	12	2
May	19	12
June	15	5
July	19	3
August	15	6
September	19	4
October	17	7
November	20	6
December	12	7

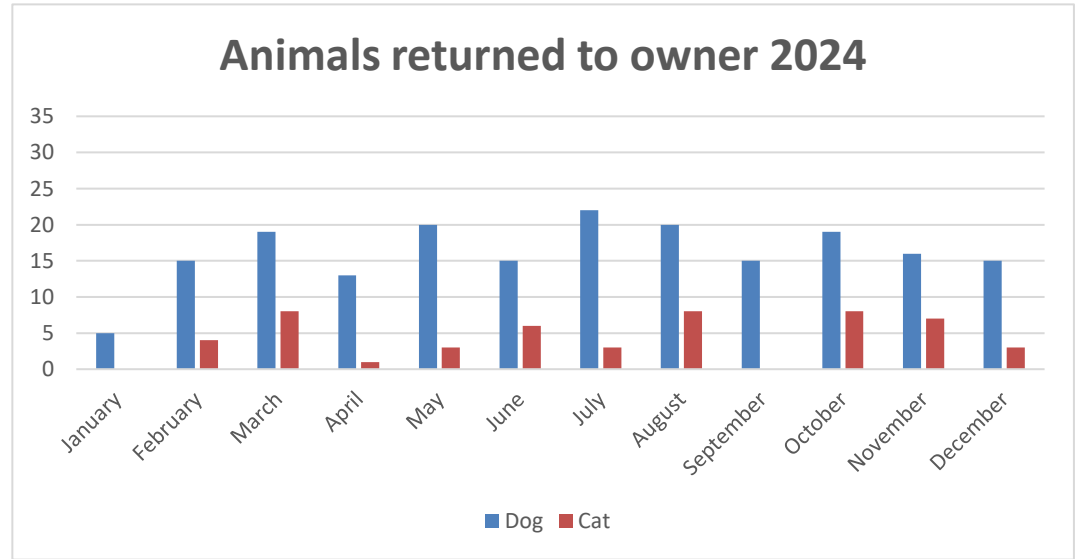
Total 182 59



2024 RTO

	Dog	Cat
January	5	0
February	15	4
March	19	8
April	13	1
May	20	3
June	15	6
July	22	3
August	20	8
September	15	0
October	19	8
November	16	7
December	15	3

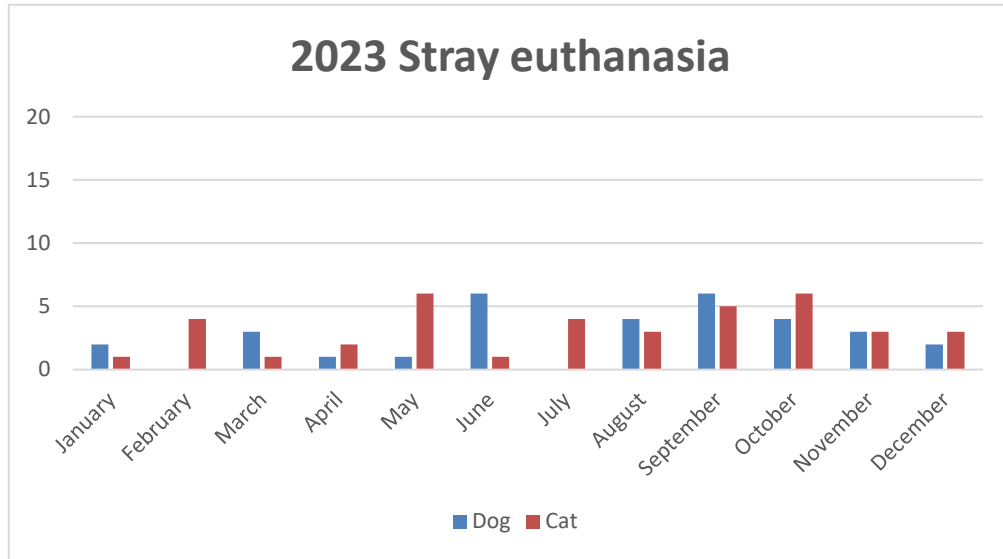
Total 194 51



2023 Stray Euth

	Dog	Cat
January	2	1
February	0	4
March	3	1
April	1	2
May	1	6
June	6	1
July	0	4
August	4	3
September	6	5
October	4	6
November	3	3
December	2	3

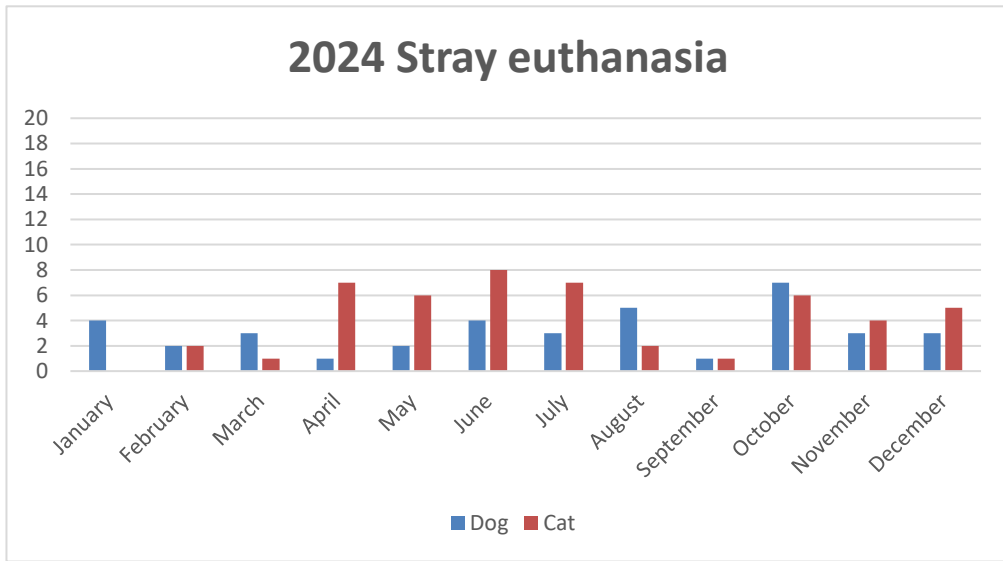
Total 32 39



2024 Stray Euth

	Dog	Cat
January	4	0
February	2	2
March	3	1
April	1	7
May	2	6
June	4	8
July	3	7
August	5	2
September	1	1
October	7	6
November	3	4
December	3	5

Total 38 49



2023 Transfers

	Dog	Cat
January	1	7
February	1	4
March	5	8
April	0	3
May	2	12
June	4	9
July	3	25
August	1	10
September	1	7
October	5	10
November	2	13
December	0	9

Total 25 117



2024 Transfers

	Dog	Cat
January	2	1
February	1	5
March	2	9
April	0	14
May	2	2
June	5	13
July	11	8
August	7	20
September	3	8
October	5	33
November	2	16
December	1	6

Total 41 135

