

Treasurer's Report

May 2024

Percent of Year Elapsed: 50%

Fund	Fiscal Year Beginning Balance	4/24 Beginning Balance	5/24 Inflows	YTD Inflows	5/24 Outflows	YTD Outflows	5/24 End Balance
100 General Fund	\$61,442,014.81	\$42,373,997.83	\$49,290,013.68	\$274,290,410.50	(\$51,378,508.69)	(\$295,446,922.49)	\$40,285,502.82
201 Ill Municipal Retirement Fund	4,236,444.00	1,949,989.73	1,527,827.16	4,332,727.32	(937,651.88)	(6,029,006.31)	2,540,165.01
202 Social Security Fund	273,945.38	(119,754.97)	969,658.78	7,601,617.22	(910,958.54)	(7,936,617.33)	(61,054.73)
203 Liability Insurance Fund	846,357.91	(870,940.56)	87,772.07	744,913.64	(189,575.18)	(2,564,015.22)	(972,743.67)
204 Lease Resolution	0.00	0.00	0.00	0.00	0.00	0.00	0.00
205 Highway Fund	4,447,801.18	890,566.75	216,152.74	515,841.31	(945,071.50)	(4,801,994.50)	161,647.99
206 Matching Fund	2,643,078.05	1,682,398.77	568,514.72	624,291.99	(78,879.72)	(1,095,336.27)	2,172,033.77
207 County Bridge Fund	2,276,753.65	1,778,458.88	111,049.63	171,116.91	(106,647.10)	(665,009.15)	1,782,861.41
208 Veterans Asst Commission Fund (208)	45,658.46	(265,907.42)	15,773.74	16,415.01	(48,459.13)	(360,666.28)	(298,592.81)
209 Senior Services	2,315,212.87	1,673,223.92	48,071.05	145,475.70	(76,564.14)	(815,957.74)	1,644,730.83
210 TB Care & Treatment Fund	0.00	0.00	0.00	0.00	0.00	0.00	0.00
211 Mental Health (708) Board	7,780,518.71	3,506,024.85	277,199.70	517,282.98	(1,079,969.81)	(5,594,546.95)	2,703,254.74
220 Opioid Settlement Fund	555,898.00	463,724.04	1,986.59	73,792.31	(56,619.92)	(220,599.60)	409,090.71
221 American Rescue Plan Fund	41,700,191.56	36,807,518.72	400,359.94	1,996,682.37	(692,274.36)	(7,181,269.63)	36,515,604.30
222 Joint Training Facility/Firing Range	14,528.79	60,159.36	17,984.04	96,799.56	(29,374.91)	(62,559.86)	48,768.49
230 County Clerk Automation Fund	150,468.32	156,798.08	3,315.02	16,994.78	0.00	(7,350.00)	160,113.10
231 County Clerk Registry Automation Fund	0.00	0.00	0.00	0.00	0.00	0.00	0.00
232 Co Recorder Automation Fund	371,004.74	426,400.89	34,355.84	185,969.82	(6,013.90)	(102,231.73)	454,742.83
233 Co Treasurers Automation Fund	757,936.89	734,587.14	6,252.88	30,044.92	(8,277.11)	(55,418.90)	732,562.91
234 Geographic Info Systems	826,103.04	986,273.30	133,480.45	699,748.76	(84,976.80)	(491,074.85)	1,034,776.95
260 RTA Sales Tax - County Portion	33,508,926.31	36,745,032.23	1,207,635.12	8,398,622.13	(159,603.89)	(4,114,484.98)	37,793,063.46
261 Motor Fuel Tax Fund	27,491,722.97	31,122,246.98	909,397.81	4,928,311.33	(525,839.73)	(914,229.24)	31,505,805.06
262 Co Option Motor Fuel Tax Fund	7,973,381.62	8,286,527.73	622,421.29	3,182,172.87	(195,715.98)	(2,442,321.45)	8,713,233.04
263 McDot RTA Sales Tax Project Fund	(0.10)	(0.10)	0.00	0.00	0.00	0.00	(0.10)
290 Comm Develop Block Grant Fund	2,762,259.77	2,422,884.75	668,014.53	2,928,161.97	(870,148.60)	(3,469,671.06)	2,220,750.68
291 Ill Criminal Justice Auth Fund	59,248.36	35,489.03	24,767.72	74,893.39	0.00	(73,885.00)	60,256.75
292 McHenry Co Workforce Network	102,627.37	43,698.51	261,259.18	1,028,263.58	(239,101.68)	(1,065,034.94)	65,856.01
300 Treas Passport Services Fund	255,427.90	246,776.09	6,461.83	42,728.65	(6,045.26)	(50,963.89)	247,192.66
301 Expedited Permit Fund (301)	737.50	737.50	0.00	0.00	0.00	0.00	737.50
302 Revolving Loan Fund	1,172,242.19	1,019,532.89	4,601.51	29,105.58	(12,430.63)	(189,644.00)	1,011,703.77

Treasurer's Report

May 2024

Percent of Year Elapsed: 50%

Fund	Fiscal Year Beginning Balance	4/24 Beginning Balance	5/24 Inflows	YTD Inflows	5/24 Outflows	YTD Outflows	5/24 End Balance
303 Coroner's Fund	47,417.93	182,447.69	11,387.30	200,704.43	(50,693.00)	(104,980.37)	143,141.99
350 DUI Conviction Fund (350)	293,975.28	287,634.31	4,481.50	24,127.50	0.00	(25,986.97)	292,115.81
360 Inmate Welfare Fund	2,684,476.54	1,826,752.74	74,536.52	303,283.02	(10,017.96)	(1,096,488.26)	1,891,271.30
370 Maint/Child Support Collection	96,139.13	52,343.39	4,609.58	30,813.84	0.00	(70,000.00)	56,952.97
371 Circuit Court Doc Storage Fund	1,509,317.75	1,608,238.54	68,717.59	406,579.80	(31,721.66)	(270,663.08)	1,645,234.47
372 Circuit Court Automation Fund	1,397,051.25	1,430,158.29	68,722.02	424,662.85	(14,797.43)	(337,631.22)	1,484,082.88
373 Circuit Court Clerk Oper & Admin Fund	403,608.68	441,569.63	17,723.73	99,691.22	(4,429.78)	(48,436.32)	454,863.58
374 Circuit Clerk Electronic Citation Fund	533,630.42	474,348.02	20,576.91	115,044.51	(54,000.00)	(207,750.00)	440,924.93
375 Law Library Fund	184,519.44	194,294.08	16,694.43	101,354.62	(13,506.67)	(88,392.22)	197,481.84
376 Special Courts Fund (376)	56,233.63	(137,362.65)	41,020.71	300,620.79	(62,712.18)	(515,908.54)	(159,054.12)
377 Probation Service Fee Fund	914,370.25	984,544.50	30,709.89	212,788.29	(33,156.11)	(145,060.26)	982,098.28
378 EMDT Fund	(28.04)	(28.04)	0.00	0.00	0.00	0.00	(28.04)
379 State's Attorney Records Automation Fund	65,005.55	68,979.95	837.54	4,811.94	0.00	0.00	69,817.49
380 Public Defender Records Auto	15,049.77	16,835.95	376.82	2,163.00	0.00	0.00	17,212.77
390 Veterans Asst Comm Bus Fund	26,329.55	29,714.26	1,078.03	4,462.74	0.00	0.00	30,792.29
391 Animal Shelter Fund	47,690.99	49,462.07	255.22	3,970.05	0.00	(1,943.75)	49,717.29
392 Health Scholarship Fund	6,741.88	6,890.55	30.73	179.40	0.00	0.00	6,921.28
393 Dental Care Clinic Fund	0.00	0.00	0.00	0.00	0.00	0.00	0.00
400 Capital Project Fund	1,339,277.89	347,770.49	1,057,042.19	1,888,573.91	(1,039,324.47)	(2,862,363.59)	365,488.21
502 Series 2007A Debt Certificates (502)	0.00	0.00	0.00	0.00	0.00	0.00	0.00
504 Series 2008 Debt Certificates (504)	0.00	0.00	0.00	0.00	0.00	0.00	0.00
505 Series 2010A Debt Certificates (505)	0.00	0.00	0.00	0.00	0.00	0.00	0.00
506 Series 2010B Debt Cert(Recovery Zone) (506)	0.00	0.00	0.00	0.00	0.00	0.00	0.00
507 Series 2012 B Debt Certificates (507)	0.00	0.00	0.00	0.00	0.00	0.00	0.00
508 Series 2015 Debt Certificates (508)	0.00	0.00	0.00	0.00	0.00	0.00	0.00
701 Working Cash I Fund	358,415.14	365,808.91	1,631.51	9,525.28	0.00	(500.00)	367,440.42
702 Working Cash II Fund	507,351.84	517,724.02	2,309.05	13,481.23	0.00	(800.00)	520,033.07
800 Valley Hi	25,773,933.07	22,602,527.07	1,022,674.88	5,511,177.29	(1,319,507.12)	(8,979,415.53)	22,305,694.83
801 Emerg Telephone Systems Board	15,395,838.72	12,066,225.30	463,548.24	2,362,990.74	(247,668.54)	(5,476,724.46)	12,282,105.00
850 Employee Benefit Fund	2,237,877.16	1,792,321.01	1,827,828.75	12,450,490.95	(1,803,946.83)	(12,872,165.18)	1,816,202.93

Treasurer's Report

May 2024

Percent of Year Elapsed: 50%

Fund	Fiscal Year Beginning Balance	4/24 Beginning Balance	5/24 Inflows	YTD Inflows	5/24 Outflows	YTD Outflows	5/24 End Balance
901 Advance Tax Deposits Agency Fd	0.00	594,206.22	471.87	594,678.09	(592,832.12)	(592,832.12)	1,845.97
902 Condemnation Fund	2,499,813.23	4,736,567.79	1,508,198.32	11,419,655.66	(2,362,711.92)	(10,037,414.70)	3,882,054.19
903 Deposits by Court Order	623,452.03	304,211.13	1,356.78	12,278.63	0.00	(330,162.75)	305,567.91
904 Federal Forfeiture Asset Fund	0.00	0.00	1,101.56	1,101.56	(1,101.56)	(1,101.56)	0.00
905 Forfeited Tax Agency Fund	11,335.35	10,982.64	0.00	3,775.64	0.00	(4,128.35)	10,982.64
906 Greenwood Drainage District	6,110.91	6,170.22	141.76	276.07	0.00	(75.00)	6,311.98
907 Hebron Drainage District	1,174.45	444.51	227.49	247.55	0.00	(750.00)	672.00
908 Interest Earned on RE Taxes	835.44	5,895.12	529.82	5,589.50	0.00	0.00	6,424.94
909 Juvenile Drug Abuse Fund (909)	6,754.44	8,906.22	742.80	4,849.51	(3,849.83)	(5,804.76)	5,799.19
910 Kishwaukee Drainage District	3,107.99	3,176.53	14.17	82.71	0.00	0.00	3,190.70
911 Mobile Home Privilege Tax (911)	0.00	0.00	0.00	0.00	0.00	0.00	0.00
912 Narcotics Asset Forfeiture	50,993.63	111,964.12	1,602.50	70,008.99	(3,200.00)	(10,636.00)	110,366.62
914 Tax Sale II Escrow Agency Fund (914)	187,817.84	191,959.45	856.14	6,849.29	0.00	(1,851.54)	192,815.59
915 Unclaimed Property Agency Fund	406,916.62	276,805.83	1,240.49	21,626.16	0.00	(150,496.46)	278,046.32
931 Highway Agency Fund	2,933,819.64	2,874,398.39	155,746.11	998,887.19	(268.36)	(902,830.69)	3,029,876.14
932 Valley Hi Class Fund	90,767.40	92,061.97	2,615.65	5,469.27	(1,029.10)	(2,588.15)	93,648.52
935 Illinois Housing Surcharge Fund	44,033.41	49,325.41	50,292.00	260,370.00	(49,374.00)	(254,160.00)	50,243.41
936 Regional Office Education Fund	0.00	0.00	0.00	0.00	0.00	0.00	0.00
937 Payroll Agency Fund (937)	(341,847.20)	(365,809.16)	1,069,971.85	6,972,784.69	(1,081,603.30)	(7,008,378.10)	(377,440.61)
938 Fiber Optic Conduit Project Fund (938)	0.00	0.00	0.00	0.00	0.00	0.00	0.00
939 County Funded Capital Projects	(1,698,506.87)	(1,698,506.87)	0.00	0.00	0.00	0.00	(1,698,506.87)
940 Dept of Justice Forefeit	11,466.17	6,934.39	25.50	336.33	(1,686.84)	(6,529.45)	5,273.05
941 Dept of Treas Forefeit	100,417.32	94,811.60	429.63	2,673.91	0.00	(7,850.00)	95,241.23
942 Money Laundering Forfeiture	115,171.68	105,360.03	464.31	2,980.34	(4,869.38)	(17,197.06)	100,954.96
943 Article 36 Foreiture	1,730.13	1,918.48	8.56	196.91	0.00	0.00	1,927.04
950 ROE General Fund	0.00	0.00	0.00	0.00	0.00	0.00	0.00
951 ROE Distributive Fund	0.00	0.00	0.00	0.00	0.00	0.00	0.00
990 Vall Hi Rebate Fund Eq in PC	0.00	0.00	0.00	0.00	0.00	0.00	0.00

**Totals** \$262,960,077.68 \$ 224,777,429.02 \$ 64,947,157.47 \$ 357,528,600.00 \$ (67,426,716.62) \$ (398,190,807.81) \$ 222,297,869.87

Treasurer's Report



May 2024


Percent of Year Elapsed: 50%


Fund	Fiscal Year Beginning Balance	4/24 Beginning Balance	5/24 Inflows	YTD Inflows	5/24 Outflows	YTD Outflows	5/24 End Balance
------	-------------------------------------	------------------------------	-----------------	----------------	------------------	-----------------	---------------------

Subscribed and sworn to before me this 3<sup>RD</sup> day  
of July A.D., 2024.

THE ABOVE AND FOREGOING REPORT IS TRUE AND CORRECT  
TO MY BEST KNOWLEDGE AND BELIEF.

 \_\_\_\_\_  


 \_\_\_\_\_  
McHenry County Treasurer



**MCHENRY COUNTY**  
**INTEREST RATE-ALL INVESTMENTS**  
**MAY 31, 2024**

MainAcct	Bank	Type	Name	*Balance @ 05/31/24	Rate	Received
001055	BOSC	BOND	BOSC/FHR/COM/Valley Hi	\$ 37,083.82	5.500%	\$ 172.04
001055	BOSC	BOND	BOSC/Freddie Mac Pool/Valley Hi	\$ 1,891.23	5.500%	\$ 9.49
000213	Associated	Municipal NOW	Treasurers Fund-Money-HOME ARP	\$ 73.01	5.490%	\$ 0.33
000223	Associated	Municipal NOW	Treasurers Fund-Senior Services AB	\$ 45,551.61	5.490%	\$ 53.35
000100	Associated	Municipal NOW	Treasurers Fund-Assoc Clearing Acct 1371	\$ 178,104.16	5.480%	\$ 467.60
000105	Associated	Municipal NOW	Treasurers Fund-Disbursing	\$ 3,000.00	5.480%	\$ 9,590.56
000110	Associated	Municipal NOW	Treasurers Fund-P&D Credit Card	\$ 229,510.45	5.480%	\$ 915.02
000113	Associated	Municipal NOW	Treasurers Fund-Jurors Imprest	\$ -	5.480%	\$ 18.34
000114	Associated	Municipal NOW	Treasurers Fund-Magnum	\$ 11,164,155.04	5.480%	\$ 50,137.77
000117	Associated	Municipal NOW	Treasurers Fund-Payroll Clearing	\$ (216,850.71)	5.480%	485.17
000118	Associated	Municipal NOW	Treasurers Fund-FSA-Med Flex Spend Acct	\$ 53,758.59	5.480%	\$ 269.80
000119	Associated	Municipal NOW	Treasurers Fund-FSA-Dep Care Flex Spend Acct	\$ 10,999.69	5.480%	\$ 49.61
000121	Associated	Municipal NOW	Treasurers Fund-RTA Sales Tax	\$ 24,157,893.29	5.480%	\$ 107,480.62
000123	Associated	Municipal NOW	Treasurers Fund-Vets Bus Fund	\$ 31,550.29	5.480%	\$ 138.03
000124	Associated	Municipal NOW	Treasurers Fund-IMRF	\$ 2,522,487.37	5.480%	\$ 17,014.14
000125	Associated	Municipal NOW	Treasurers Fund-FICA	\$ 319,641.10	5.480%	\$ 910.22
000126	Associated	Municipal NOW	Treasurers Fund-County Highway	\$ 336,685.43	5.480%	\$ 2,666.57
000127	Associated	Municipal NOW	Treasurers Fund-County MFT	\$ 17,870,813.37	5.480%	\$ 80,856.16
000128	Associated	Municipal NOW	Treasurers Fund-County MFT Money Market	\$ -	5.480%	\$ -
000130	Associated	Municipal NOW	Treasurers Fund-Matching	\$ 2,172,033.77	5.480%	\$ 8,269.58
000131	Associated	Municipal NOW	Treasurers Fund-County Bridge	\$ 1,782,861.41	5.480%	\$ 7,960.80
000132	Associated	Municipal NOW	Treasurers Fund-Ackman/Lakewood	\$ 96,036.57	5.480%	\$ 433.22
000134	Associated	Municipal NOW	Treasurers Fund-County Option MFT	\$ 8,617,196.47	5.480%	\$ 37,613.85
000137	Associated	Municipal NOW	Treasurers Fund-County Mental Health	\$ 2,706,895.40	5.480%	\$ 14,517.80
000140	Associated	Municipal NOW	Treasurers Fund-Multi-Juris	\$ 84,788.75	5.480%	\$ 282.72
000141	Associated	Municipal NOW	Treasurers Fund-Court Probation	\$ 980,183.28	5.480%	\$ 4,447.11
000143	Associated	Municipal NOW	Treasurers Fund-Coroners Fees	\$ 141,697.99	5.480%	\$ 758.30
000144	Associated	Municipal NOW	Treasurers Fund-Child Support/Maintenance	\$ 56,375.47	5.480%	\$ 243.94
000145	Associated	Municipal NOW	Treasurers Fund-Law Library	\$ 196,221.84	5.480%	\$ 872.93
000146	Associated	Municipal NOW	Treasurers Fund-Doc Storage	\$ 1,644,131.62	5.480%	\$ 7,311.19
000147	Associated	Municipal NOW	Treasurers Fund-Court Automation	\$ 1,484,692.47	5.480%	\$ 6,568.70

**MCHENRY COUNTY  
INTEREST RATE-ALL INVESTMENTS  
MAY 31, 2024**

MainAcct	Bank	Type	Name	*Balance @ 05/31/24	Rate	Received
000148	Associated	Municipal NOW	Treasurers Fund-Circuit Clerk Oper & Admin	\$ 454,405.02	5.480%	\$ 2,016.85
000149	Associated	Municipal NOW	Treasurers Fund-GIS	\$ 1,033,339.55	5.480%	\$ 4,493.45
000150	Associated	Municipal NOW	Treasurers Fund-Circuit Clerk Elect Citation	\$ 440,342.93	5.480%	\$ 2,057.04
000151	Associated	Municipal NOW	Treasurers Fund-State's Atty Records Auto	\$ 69,801.49	5.480%	\$ 313.54
000152	Associated	Municipal NOW	Treasurers Fund-Inmate Welfare Fund	\$ 1,888,532.53	5.480%	\$ 8,259.78
000153	Associated	Municipal NOW	Treasurers Fund-County Clerk Auto	\$ 159,833.10	5.480%	\$ 715.02
000155	Associated	Municipal NOW	Treasurers Fund-Recorder Auto	\$ 459,701.72	5.480%	\$ 2,016.60
000156	Associated	Municipal NOW	Treasurers Fund-Treasurer Auto	\$ 732,562.91	5.480%	\$ 3,309.88
000157	Associated	Municipal NOW	Treasurers Fund-Passport	\$ 247,921.53	5.480%	\$ 1,118.59
000159	Associated	Municipal NOW	Treasurers Fund-Dog Control Shelter	\$ 49,712.29	5.480%	\$ 224.22
000163	Associated	Municipal NOW	Treasurers Fund-WIA Corp	\$ 25,864.34	5.480%	\$ 109.36
000164	Associated	Municipal NOW	Treasurers Fund-WIA Grant	\$ 42,473.28	5.480%	\$ 81.35
000165	Associated	Municipal NOW	Treasurers Fund-McHenry Co E-911	\$ 12,290,898.87	5.480%	\$ 55,129.85
000172	Associated	Municipal NOW	Treasurers Fund-LGR	\$ 315,174.71	5.480%	\$ 5,854.96
000178	Associated	Municipal NOW	Treasurers Fund-Valley Hi	\$ 4,735,854.34	5.480%	\$ 20,936.36
000179	Associated	Municipal NOW	Treasurers Fund-Econ Development Loan	\$ 1,011,703.77	5.480%	\$ 4,601.51
000186	Associated	Municipal NOW	Treasurers Fund-RHSPS	\$ 44,969.41	5.480%	\$ 171.19
000187	Associated	Municipal NOW	Treasurers Fund-Township MFT	\$ 3,029,876.14	5.480%	\$ 13,533.35
000193	Associated	Municipal NOW	Treasurers Fund-Advanced Tax	\$ 1,845.97	5.480%	\$ 7.48
000197	Associated	Municipal NOW	Treasurers Fund-Interest Earned on R/E Tax	\$ 6,424.94	5.480%	\$ 28.11
000200	Associated	Municipal NOW	Treasurers Fund-Recorder E Recording	\$ 58,342.50	5.480%	\$ 222.67
000203	Associated	Municipal NOW	Treasurers Fund-Public Defender Records Auto	\$ 17,198.77	5.480%	\$ 76.82
000205	Associated	Municipal NOW	Treasurers Fund-CAPPROJECT	\$ 365,488.21	5.480%	\$ 1,735.19
000207	Associated	Municipal NOW	Treasurers Fund-Dept of Justice Forefeit	\$ 5,273.05	5.480%	\$ 25.50
000208	Associated	Municipal NOW	Treasurers Fund-Dept of Treas Forefeit	\$ 95,241.23	5.480%	\$ 429.63
000209	Associated	Municipal NOW	Treasurers Fund-Emer Rent Assis Prog	\$ 2,190,157.17	5.480%	\$ 9,908.67
000210	Associated	Municipal NOW	Treasurers Fund-American Rescue Plan	\$ 149,747.43	5.480%	\$ 359.94
000218	Associated	Municipal NOW	Treasurers Fund-Opioid Settlement Fund	\$ 409,090.71	5.480%	\$ 1,986.59
000219	Associated	Municipal NOW	Treasurers Fund-Joint Training Facility/Firing Range	\$ 48,768.49	5.480%	\$ 289.05
000221	Associated	Municipal NOW	Treasurers Fund-SIPA Grant	\$ 335,776.08	5.480%	\$ 1,514.68
000222	Associated	Municipal NOW	Treasurers Fund-IMRF Distribution	\$ 3,389.31	5.480%	\$ 3,389.31

**MCHENRY COUNTY**  
**INTEREST RATE-ALL INVESTMENTS**  
**MAY 31, 2024**

MainAcct	Bank	Type	Name	*Balance @ 05/31/24	Rate	Received
000160	CL Bank & Trust	Maxsafe	Treasurers Fund-Senior Services	\$ 121,851.60	5.442%	\$ 717.38
000120	Illinois Funds	Money Market	Treasurers Fund-Gen Fund-IPTIP	\$ 52,214.97	5.422%	\$ 7,461.78
000177	Illinois Funds	Money Market	Treasurers Fund-Valley Hi IPTIP	\$ 17,953.45	5.422%	\$ 34.68
000185	Harvard State	Public Investment	Treasurers Fund-Hebron Drainage	\$ 672.00	5.390%	\$ 2.24
000112	Harvard State	Public Investment	Treasurers Fund-Well Child	\$ 2,469.79	5.380%	\$ 10.97
000173	Harvard State	Public Investment	Treasurers Fund-Insurance Loss Fund	\$ 10,865.95	5.380%	\$ 48.25
000180	Harvard State	Public Investment	Treasurers Fund-Health S&R	\$ 6,921.28	5.380%	\$ 30.73
000181	Harvard State	Public Investment	Treasurers Fund-Working Cash I	\$ 367,440.42	5.380%	\$ 1,631.51
000182	Harvard State	Public Investment	Treasurers Fund-Working Cash II	\$ 520,033.07	5.380%	\$ 2,309.05
000183	Harvard State	Public Investment	Treasurers Fund-Greenwood Drainage	\$ 6,311.98	5.380%	\$ 27.65
000184	Harvard State	Public Investment	Treasurers Fund-Kishwaukee Drainage	\$ 3,190.70	5.380%	\$ 14.17
000189	Harvard State	Public Investment	Treasurers Fund-Class	\$ 93,648.52	5.380%	\$ 410.65
000190	Harvard State	Public Investment	Treasurers Fund-Unclaimed Property	\$ 278,046.32	5.380%	\$ 1,240.49
000191	Harvard State	Public Investment	Treasurers Fund-Deposit by Order of Court	\$ 305,567.91	5.380%	\$ 1,356.78
000192	Harvard State	Public Investment	Treasurers Fund-Advanced Tax	\$ -	5.380%	\$ 85.50
000194	Harvard State	Public Investment	Treasurers Fund-Delinquent Tax	\$ 10,982.64	5.380%	\$ 48.99
000195	Harvard State	Public Investment	Treasurers Fund-Tax Sale Escrow	\$ 192,815.59	5.380%	\$ 856.14
000196	Harvard State	Public Investment	Treasurers Fund-Condemnation	\$ 3,882,054.19	5.380%	\$ 12,348.32
000198	Harvard State	Public Investment	Treasurers Fund-Narcotics Assets	\$ 110,366.62	5.380%	\$ 500.94
000211	Harvard State	Public Investment	Treasurers Fund-Article 36 Forfeiture	\$ 1,927.04	5.380%	\$ 8.56
000212	Harvard State	Public Investment	Treasurers Fund-Money Laundering Forfeiture	\$ 100,954.96	5.380%	\$ 464.31
000217	Harvard State	Public Investment	Treasurers Fund-Community Development Rehab	\$ 202,888.81	5.380%	\$ 1,224.43
001050	BOSC	CD	BOSC/Exchange Bank/Sr Services	\$ 225,000.00	5.300%	\$ -
001050	BOSC	CD	BOSC/Marthas Vineyard Bank/Sr Services	\$ 225,000.00	5.300%	\$ 980.14
001050	BOSC	CD	BOSC/Morgan Stanley BK NAAmer Rescue	\$ 250,000.00	5.250%	\$ -
001050	BOSC	CD	BOSC/Belco Credit Union/Amer Rescue	\$ 250,000.00	5.150%	\$ 1,058.22
001050	BOSC	CD	BOSC/Zions Bancorp NA/Sr Services	\$ 215,000.00	5.150%	\$ -
001050	BOSC	CD	BOSC/Discover Bank/Sr Services	\$ 200,000.00	5.100%	\$ -
001050	BOSC	CD	BOSC/PNC Bank NA/Sr Services	\$ 215,000.00	5.100%	\$ -
001050	BOSC	CD	BOSC/Bank of India NY/Sr Services	\$ 200,000.00	5.100%	\$ -
001055	BOSC	BOND	BOSC/FGFB WN2516/Valley HI	\$ 500,000.00	5.050%	\$ 2,104.17

**MCHENRY COUNTY**  
**INTEREST RATE-ALL INVESTMENTS**  
**MAY 31, 2024**

MainAcct	Bank	Type	Name	*Balance @ 05/31/24	Rate	Received
001055	BOSC	BOND	BOSC/FR WN2516 Fixed Rate Pool/Gen Fund	\$ 500,000.00	5.050%	\$ 2,104.17
001050	BOSC	CD	BOSC/GE Credit Union/Amer Rescue	\$ 250,000.00	5.000%	\$ 1,027.40
001050	BOSC	CD	BOSC/Technology Credit Union/Amer Rescue	\$ 250,000.00	5.000%	\$ 1,027.40
001050	BOSC	CD	BOSC/Mid American CU/Transportation	\$ 245,000.00	5.000%	\$ 1,040.41
001050	BOSC	CD	BOSC/Farmers Insurance/Transportation	\$ 249,000.00	5.000%	\$ 1,023.29
001050	BOSC	CD	BOSC/Civista Bank Death Put/Sr Services	\$ 200,000.00	5.000%	\$ 821.92
001050	BOSC	CD	BOSC/BMW Bank NA/Amer Rescue	\$ 250,000.00	4.950%	\$ -
001055	BOSC	BOND	BOSC/SBAP 2023-10B 1/Gen Fund	\$ 704,672.69	4.930%	\$ -
001055	BOSC	BOND	BOSC/FN BS8427 fixed rate pool/Gen Fund	\$ 1,000,000.00	4.920%	\$ 4,100.00
001050	BOSC	CD	BOSC/Wells Fargo/Transportation	\$ 245,000.00	4.900%	\$ 986.71
001050	BOSC	CD	BOSC/Southern First Bank/Transportation	\$ 245,000.00	4.900%	\$ 986.71
001055	BOSC	BOND	BOSC/FGFB WN2537/Transportation	\$ 1,000,000.00	4.900%	\$ 4,083.33
001050	BOSC	CD	BOSC/Global Fed CU/Valley HI	\$ 245,000.00	4.750%	\$ 956.51
001055	BOSC	BOND	BOSC/FN BS7519 Fixed Rate Pool/Transportation	\$ 500,000.00	4.690%	\$ 1,954.17
001050	BOSC	CD	BOSC/US Alliance Fed CU/Valley HI	\$ 245,000.00	4.650%	\$ 936.37
001050	BOSC	CD	BOSC/Coasthills Credit Union/Amer Rescue	\$ 250,000.00	4.650%	\$ 955.48
001050	BOSC	CD	BOSC/P Cross River Bank/Transportation	\$ 245,000.00	4.650%	\$ 5,680.64
001050	BOSC	CD	BOSC/Southern First Bank/Transportation	\$ 245,000.00	4.650%	\$ 936.37
001055	BOSC	BOND	BOSC/FR WN2558 Fixed Rate Pool/Transportation	\$ 1,000,000.00	4.650%	\$ (3,745.83)
001050	BOSC	CD	BOSC/CIBC Bank USA/Amer Rescue	\$ 245,000.00	4.600%	\$ 5,619.56
001050	BOSC	CD	BOSC/BMO Harris/Valley HI	\$ 245,000.00	4.500%	\$ 5,497.40
001050	BOSC	CD	BOSC/UBS Bank/Amer Rescue	\$ 250,000.00	4.500%	\$ 924.66
001055	BOSC	BOND	BOSC/Fannie Mae Pool/Valley Hi	\$ 4,943.66	4.500%	\$ 21.25
001055	BOSC	BOND	BOSC/Gvmt Natl Mtg Pool/Valley Hi	\$ 6,250.44	4.500%	\$ 27.81
001050	BOSC	CD	BOSC/Mainstreet Bank/Amer Rescue	\$ 250,000.00	4.450%	\$ 914.38
001050	BOSC	CD	BOSC/Machias Savings Bank/Amer Rescue	\$ 250,000.00	4.450%	\$ 914.38
001055	BOSC	BOND	BOSC/Small Biz Admin/Amer Resue	\$ 242,345.04	4.360%	\$ -
001055	BOSC	BOND	BOSC/GNR 2023-144 A fixed rate CMBS/Gen Fund	\$ 494,591.83	4.250%	\$ 1,754.11
001055	BOSC	BOND	BOSC/Small Biz Admin/Gen Fund	\$ 352,604.06	4.090%	\$ 8,164.76
001055	BOSC	BOND	BOSC/Fannie Mae Pool/Valley Hi	\$ 2,302.03	4.000%	\$ 8.65
001055	BOSC	BOND	BOSC/FHLMC Pool/Valley Hi	\$ 4,110.58	4.000%	\$ 14.84



**MCHENRY COUNTY  
INTEREST RATE-ALL INVESTMENTS  
MAY 31, 2024**

MainAccc	Bank	Type	Name	*Balance @ 05/31/24	Rate	Received
001055	BOSC	BOND	BOSC/Fannie Mae Pool/Valley Hi	\$ 4,423.53	4.000%	\$ 16.21
001055	BOSC	BOND	BOSC/Mtg Back Sec/Valley Hi	\$ 5,202.03	4.000%	\$ 19.82
001055	BOSC	BOND	BOSC/Freddie Mac Pool/Valley Hi	\$ 75,455.45	4.000%	\$ 254.71
001055	BOSC	BOND	BOSC/Mtg Back Fannie Mae/Valley Hi	\$ 62,999.01	4.000%	\$ 212.71
001055	BOSC	BOND	BOSC/Mtg Back Fannie Mae/Valley Hi	\$ 69,957.75	4.000%	\$ 235.25
001055	BOSC	BOND	BOSC/FHLB Agency/Valley Hi	\$ 500,000.00	4.000%	\$ 10,000.00
001055	BOSC	BOND	BOSC/FHLB Agency/Amer Rescue	\$ 500,000.00	4.000%	\$ 10,000.00
001055	BOSC	BOND	BOSC/FN BL0834 fixed rate pool/Amer Rescue	\$ 342,000.00	3.980%	\$ 1,134.30
001055	BOSC	BOND	BOSC/FN BL0384 Fixed Rate Pool/Transportation	\$ 1,000,000.00	3.980%	\$ 3,316.67
001055	BOSC	BOND	BOSC/Small Biz Admin/Amer Rescue	\$ 289,875.40	3.920%	\$ -
001055	BOSC	BOND	BOSC/FN109476 Fixed Rate Pool/Valley HI	\$ 350,000.00	3.750%	\$ 1,093.75
001055	BOSC	BOND	BOSC/FN 109476 Fixed Rate Pool/Transportation	\$ 350,000.00	3.750%	\$ 1,093.75
001055	BOSC	BOND	BOSC/FN BL0452 fixed rate pool/Amer Rescue	\$ 603,385.61	3.740%	\$ 1,883.30
001055	BOSC	BOND	BOSC/FN BL0452 Fixed Rate Pool/Transportation	\$ 553,390.01	3.740%	\$ 1,727.25
001055	BOSC	BOND	BOSC/SBAP 2010-20L Fixed Rate/Gen Fund	\$ 210,035.46	3.720%	\$ -
001055	BOSC	BOND	BOSC/FN BL0086 Fixed Rate Pool/Gen Fund	\$ 975,070.32	3.705%	\$ 3,014.69
001055	BOSC	BOND	BOSC/FresB 2018-B54 A7F fixed rate/Valley HI	\$ 343,841.76	3.670%	\$ 1,053.58
001055	BOSC	BOND	BOSC/FRESB 2018-SB54 A7F FIXED RATE CMBS/A	\$ 277,425.42	3.670%	\$ 850.07
001055	BOSC	BOND	BOSC/FNCX BL0838/Transportation	\$ 600,000.00	3.610%	\$ 1,805.00
001055	BOSC	BOND	BOSC/FN 109658 Fixed Rate Pool/Transportation	\$ 639,680.52	3.590%	\$ 1,916.73
001055	BOSC	BOND	BOSC/FNA SBIC 2018-10B1/Valley HI	\$ 420,425.44	3.548%	\$ -
001055	BOSC	BOND	BOSC/SBIC 2018-10 B1 fixed rate ABS/Valley HI	\$ 220,222.85	3.548%	\$ -
001055	BOSC	BOND	BOSC/SBAP 2018-10B1 Fixed Rate ABS/Gen Fund	\$ 483,822.92	3.548%	\$ -
001055	BOSC	BOND	BOSC/SBIC 2018-10B1/Amer Rescue	\$ 153,488.65	3.548%	\$ -
001055	BOSC	BOND	BOSC/SBIC 2018 10B1/Amer Rescue	\$ 400,405.18	3.548%	\$ -
001055	BOSC	BOND	BOSC/SBIC 2018 10B1/Amer Rescue	\$ 450,455.83	3.548%	\$ -
001055	BOSC	BOND	BOSC/Small Bix Admin/Amer Rescue	\$ 517,320.34	3.520%	\$ -
001055	BOSC	BOND	BOSC/Govt Natl Mtg/Valley Hi	\$ 6,845.61	3.500%	\$ 21.40
001055	BOSC	BOND	BOSC/Freddie Mac Pool/Valley Hi	\$ 61,781.11	3.500%	\$ 183.37
001055	BOSC	BOND	BOSC/Mtg Back Fannie Mae/Valley Hi	\$ 79,433.17	3.500%	\$ 235.02
001055	BOSC	BOND	BOSC/GNMA Pool/Gen Fund	\$ 25,571.44	3.500%	\$ 75.79

**MCHENRY COUNTY**  
**INTEREST RATE-ALL INVESTMENTS**  
**MAY 31, 2024**

MainAcct	Bank	Type	Name	*Balance @ 05/31/24	Rate	Received
001055	BOSC	BOND	BOSC/FRESB 2018-SB52 A10F/Transportation	\$ 741,261.54	3.460%	\$ 2,143.05
001055	BOSC	BOND	BOSC/FN 109720/Amer Rescue	\$ 750,000.00	3.420%	\$ 2,137.50
001055	BOSC	BOND	BOSC/Fixed Rate Pool 109720/Transportation	\$ 2,000,000.00	3.420%	\$ 5,700.00
001055	BOSC	BOND	BOSC/GNR 2014-50 C fixed rate CMBS/Valley HI	\$ 432,905.77	3.400%	\$ 1,236.00
001055	BOSC	BOND	BOSC/GNR 2014-50C fixed rate CMBS SEQ/Gen Fund	\$ 432,905.77	3.400%	\$ 1,236.00
001055	BOSC	BOND	BOSC/Fixed Rate Pool FN AM667/Transportation	\$ 691,589.09	3.390%	\$ 1,956.86
001055	BOSC	BOND	BOSC/FHLB 3 3/8 01/28/27Gen Fund	\$ 250,000.00	3.375%	\$ -
001055	BOSC	BOND	BOSC/FHLB 3 3/8 01/28/27/Amer Rescue	\$ 250,000.00	3.375%	\$ -
001055	BOSC	BOND	BOSC/Small Biz Admin/Gen Fund	\$ 146,205.32	3.370%	\$ -
001055	BOSC	BOND	BOSC/FHLMC KC02 AS/Transportation	\$ 846,746.06	3.370%	\$ 2,380.58
001055	BOSC	BOND	BOSC/CMBS Agency/Amer Rescue	\$ 500,000.00	3.360%	\$ 1,400.00
001055	BOSC	BOND	BOSC/SBIC 2016-10B 1/Transportation	\$ 610,874.09	3.350%	\$ 1,708.02
001055	BOSC	BOND	BOSC/STRU NSI-7296AD/Gen Fund	\$ 967,738.41	3.250%	\$ 2,625.05
001055	BOSC	BOND	BOSC/GNR 2014-103 DA fixed rate CMBS/Gen Fund	\$ 528,486.61	3.250%	\$ 1,437.69
001055	BOSC	BOND	BOSC/FNA 2014-M7 IA/Transportation	\$ 104,291.38	3.214%	\$ 298.01
001055	BOSC	BOND	BOSC/SBAP 2010-20C1 Fixed Rate/Gen Fund	\$ 419,266.33	3.200%	\$ -
001055	BOSC	BOND	BOSC/FHMS K728 AM/Transportation	\$ 2,000,000.00	3.133%	\$ 5,221.67
001055	BOSC	BOND	BOSC/FHMS K728 AM/Transportation	\$ 690,000.00	3.133%	\$ 1,801.48
001055	BOSC	BOND	BOSC/FHMS KVAD a fixed rate CMBS/Transportation	\$ 500,000.00	3.116%	\$ 1,298.33
001055	BOSC	BOND	BOSC/SBIC 2019-10A1/Gen Fund	\$ 204,753.33	3.113%	\$ -
001055	BOSC	BOND	BOSC/FN AN7537 DUS CMBS Agency/Transportation	\$ 500,000.00	3.110%	\$ 1,295.83
001050	BOSC	CD	BOSC/LaFayette FCU/Amer Rescue	\$ 245,000.00	3.100%	\$ 624.25
001055	BOSC	BOND	BOSC/GNR 2018-143 V/Valley HI	\$ 483,197.60	3.100%	\$ 1,262.78
001055	BOSC	BOND	BOSC/GNR 2018-143 V/Gen Fund	\$ 480,304.20	3.100%	\$ 1,255.22
001055	BOSC	BOND	BOSC/FN AN0571 fixed rate pool/Amer Rescue	\$ 1,000,000.00	3.100%	\$ 2,583.33
001055	BOSC	BOND	BOSC/FN AN0571 DUS Agency CMBS/Transportation	\$ 1,000,000.00	3.100%	\$ 2,583.33
001055	BOSC	BOND	BOSC/GNR 2018-143 V/Transportation	\$ 483,197.60	3.100%	\$ 1,262.78
001055	BOSC	BOND	BOSC/FN AM9860/Amer Rescue	\$ 957,566.13	3.080%	\$ 2,463.22
001055	BOSC	BOND	BOSC/FNA 2014-MB A2/Transportation	\$ -	3.056%	\$ 513.91
001055	BOSC	BOND	BOSC/Mtg Back Fannie Mae/Valley Hi	\$ 179,674.28	3.000%	\$ 454.50
001055	BOSC	BOND	BOSC/FHLMC Pool/Valley Hi	\$ 20,316.88	3.000%	\$ 52.55

**MCHENRY COUNTY**  
**INTEREST RATE-ALL INVESTMENTS**  
**MAY 31, 2024**

MainAcct	Bank	Type	Name	*Balance @ 05/31/24	Rate	Received
001055	BOSC	BOND	BOSC/FNCT FS0318/Valley Hi	\$ 175,957.99	3.000%	\$ 445.15
001055	BOSC	BOND	BOSC/GNR 2019-32 ad fixed rate CMBS/Valley HI	\$ 210,438.85	3.000%	\$ 528.22
001055	BOSC	BOND	BOSC/FNCI AP 4748 FIXED RATE POOL/Gen Fund	\$ 20,807.48	3.000%	\$ 53.91
001055	BOSC	BOND	BOSC/MTG Back CMO/Gen Fund	\$ -	3.000%	\$ 30.34
001055	BOSC	BOND	BOSC/Fannie Mae Pool/Gen Fund	\$ 263,519.86	3.000%	\$ 670.46
001055	BOSC	BOND	BOSC/FNCT FS0318/Gen Fund	\$ 351,915.99	3.000%	\$ 890.30
001055	BOSC	BOND	BOSC/GNR 2019-32 AD FIXED RATE CMBS/Gen Fur	\$ 448,186.55	3.000%	\$ 1,124.99
001055	BOSC	BOND	BOSC/Freddie Mac Mtg Back/Amer Rescue	\$ 170,858.78	3.000%	\$ 433.22
001055	BOSC	BOND	BOSC/MBS AgencyAmer Rescue	\$ 40,978.27	3.000%	\$ 112.86
001055	BOSC	BOND	BOSC/FN BM6010/Amer Rescue	\$ 493,747.49	3.000%	\$ 1,235.92
001055	BOSC	BOND	BOSC/FRESB 2019-SB61 A7F/Amer Rescue	\$ 228,367.36	2.970%	\$ 566.18
001055	BOSC	BOND	BOSC/FNA 2016-M1 A2/Valley HI	\$ 297,056.48	2.939%	\$ 728.93
001055	BOSC	BOND	BOSC/MBS Agency/Amer Rescue	\$ 1,000,000.00	2.930%	\$ 2,441.67
001055	BOSC	BOND	BOSC/FNCL BM7189/Transportation	\$ 1,432,704.53	2.919%	\$ 3,484.61
001055	BOSC	BOND	BOSC/GNR 2018-85V/Gen Fund	\$ 840,391.95	2.900%	\$ 2,054.61
001055	BOSC	BOND	BOSC/FNA 2015-M8A2/Amer Rescue	\$ 443,520.07	2.900%	\$ 1,074.19
001055	BOSC	BOND	BOSC/CMBS Agency/Amer Rescue	\$ 507,076.18	2.880%	\$ 1,219.67
001055	BOSC	BOND	BOSC/Small Biz Admin/Amer Rescue	\$ 281,214.73	2.870%	\$ -
001055	BOSC	BOND	BOSC/SBIC 2016-10B 1/Transportation	\$ 1,908,538.38	2.860%	\$ 4,556.28
001055	BOSC	BOND	BOSC/FHMS KW01-A2/Amer Rescue	\$ 1,000,000.00	2.853%	\$ 2,377.50
001055	BOSC	BOND	BOSC/GNR 2012-72 MA/Valley HI	\$ 350,637.92	2.850%	\$ 841.90
001055	BOSC	BOND	BOSC/GNR 2012-72 MA/Gen Fund	\$ 364,949.68	2.850%	\$ 876.27
001055	BOSC	BOND	BOSC/Agency CMBS/Valley Hi	\$ 1,000,000.00	2.849%	\$ 2,374.17
001055	BOSC	BOND	BOSC/SBIC 2017-10A1/Valley HI	\$ 269,610.46	2.845%	\$ -
001055	BOSC	BOND	BOSC/SBIC 2017-10A 1SBA pass thru/Valley HI	\$ 242,973.75	2.845%	\$ -
001055	BOSC	BOND	BOSC/SBIC 2017-10A 1/Gen Fund	\$ 322,886.78	2.845%	\$ -
001055	BOSC	BOND	BOSC/SBIC 2017-10A 1/Gen Fund	\$ 242,973.75	2.845%	\$ -
001055	BOSC	BOND	BOSC/SBIC 2017-10A1/Amer Rescue	\$ 420,560.03	2.845%	\$ -
001055	BOSC	BOND	BOSC/Small Biz Admin/Amer Rescue	\$ 100,094.90	2.845%	\$ -
001055	BOSC	BOND	BOSC/SBIC 2017-10 A/Amer Rescue	\$ 319,657.91	2.845%	\$ -
001055	BOSC	BOND	BOSC/SBAP 2017 20D1/Valley HI	\$ 282,345.86	2.840%	\$ -

**MCHENRY COUNTY**  
**INTEREST RATE-ALL INVESTMENTS**  
**MAY 31, 2024**

MainAccc	Bank	Type	Name	*Balance @ 05/31/24	Rate	Received
001055	BOSC	BOND	BOSC/Small Biz Assoc/Valley Hi	\$ 60,922.34	2.829%	\$ -
001055	BOSC	BOND	BOSC/SBIC 2015-10B1/Amer Rescue	\$ 320,776.44	2.829%	\$ -
001055	BOSC	BOND	BOSC/SBIC 2015-10B1/Amer Rescue	\$ 96,257.30	2.829%	\$ -
001055	BOSC	BOND	BOSC/SBIC 2015-10B 1/Amer Rescue	\$ 406,148.96	2.829%	\$ -
001055	BOSC	BOND	BOSC/SBAP 2012-20H1/Gen Fund	\$ 298,543.75	2.820%	\$ -
001055	BOSC	BOND	BOSC/SBAP 2016-20L1/Amer Rescue	\$ 243,802.79	2.810%	\$ -
001055	BOSC	BOND	BOSC/GNMA Mtg Pool/Valley Hi	\$ 133,266.62	2.800%	\$ 312.04
001055	BOSC	BOND	BOSC/SBAP 2017-20A1/Gen Fund	\$ 217,090.29	2.800%	\$ -
001055	BOSC	BOND	BOSC/FN AN7462 Fixed Rate Pool/Transportation	\$ 115,368.43	2.780%	\$ 267.74
001055	BOSC	BOND	BOSC/FRESB 2017-SB37 A1OF/Amer Rescue	\$ 1,006,688.69	2.750%	\$ 2,311.62
001055	BOSC	BOND	BOSC/SBAP 2014-20J1/Amer Rescue	\$ 290,964.97	2.740%	\$ -
001055	BOSC	BOND	BOSC/FHMS KS07A2/Amer Rescue	\$ 500,000.00	2.735%	\$ 1,139.58
001055	BOSC	BOND	BOSC/FHMS KS07 A2 FIXED RATE CMBSAmer Resc	\$ 500,000.00	2.735%	\$ 1,139.58
001055	BOSC	BOND	BOSC/SBAP 2015 20C1/Amer Rescue	\$ 337,503.77	2.720%	\$ -
001055	BOSC	BOND	BOSC/FN AM8098 Fixed Rate Pool/Valley HI	\$ 293,335.19	2.680%	\$ 656.27
001055	BOSC	BOND	BOSC/FN AM8098 FIXED RATE POOL/Amer Rescue	\$ 528,965.09	2.680%	\$ 1,183.43
001055	BOSC	BOND	BOSC/SBIC 2016-10B 1/Amer Rescue	\$ 440,590.35	2.630%	\$ 967.65
001055	BOSC	BOND	BOSC/FHMS/Gen Fund	\$ 317,125.96	2.606%	\$ 745.12
001055	BOSC	BOND	BOSC/FNCL BM3352/Amer Rescue	\$ 738,599.86	2.545%	\$ 1,567.25
001055	BOSC	BOND	BOSC/FN AN3295 FIXED RATE POOL/Amer Rescue	\$ 1,000,000.00	2.520%	\$ 2,100.00
001055	BOSC	BOND	BOSC/SBIC2017-10B 1/Valley HI	\$ 147,102.99	2.518%	\$ -
001055	BOSC	BOND	BOSC/Mtg Back Fannie Mae/Valley Hi	\$ 35,348.71	2.500%	\$ 80.36
001055	BOSC	BOND	BOSC/Mtg Back Fannie Mae/Valley Hi	\$ 68,154.28	2.500%	\$ 149.56
001055	BOSC	BOND	BOSC/Mtg Back Fannie Mae/Valley Hi	\$ 123,520.26	2.500%	\$ 265.69
001055	BOSC	BOND	BOSC/Fannie Mae Pool/Valley Hi	\$ 20,345.77	2.500%	\$ 44.04
001055	BOSC	BOND	BOSC/FHLMC Pool/Valley Hi	\$ 39,715.89	2.500%	\$ 85.46
001055	BOSC	BOND	BOSC/FHLMC Pool/Valley Hi	\$ 26,690.63	2.500%	\$ 57.90
001055	BOSC	BOND	BOSC/FHLMC Pool/Valley Hi	\$ 47,549.82	2.500%	\$ 101.84
001055	BOSC	BOND	BOSC/Mtg Back Fannie Mae/Valley Hi	\$ 221,635.48	2.500%	\$ 463.65
001055	BOSC	BOND	BOSC/GNR 3033-165AB/Valley HI	\$ 478,864.19	2.500%	\$ 999.97
001055	BOSC	BOND	BOSC/GNR 2016-39 ah fixed rate CMBS/Valley HI	\$ 419,377.24	2.500%	\$ 878.06

**MCHENRY COUNTY  
INTEREST RATE-ALL INVESTMENTS  
MAY 31, 2024**

MainAcct	Bank	Type	Name	*Balance @ 05/31/24	Rate	Received
001055	BOSC	BOND	BOSC/Fannie Mae Pool/Gen Fund	\$ 169,021.53	2.500%	\$ 363.57
001055	BOSC	BOND	BOSC/Fannie Mae Pool/Gen Fund	\$ 124,451.99	2.500%	\$ 276.15
001055	BOSC	BOND	BOSC/Fannie Mae Pool/Gen Fund	\$ 238,349.51	2.500%	\$ 508.66
001055	BOSC	BOND	BOSC/GNR-2022-169 Fxied Rate CMBS/Gen Fund	\$ 478,342.20	2.500%	\$ 998.86
001055	BOSC	BOND	BOSC/GNR 2016-39 AH FIXED RATE CMBSGen Fund	\$ 419,377.24	2.500%	\$ 878.06
001055	BOSC	BOND	BOSC/FNCA AN3106/Transportation	\$ 918,408.37	2.500%	\$ 1,916.84
001055	BOSC	BOND	BOSC/Multi-Fam Agency/Amer Rescue	\$ 347,731.54	2.491%	\$ 741.02
001055	BOSC	BOND	BOSC/FNA 2016-M5 A2 FIXED RATE CMBS/Amer Re	\$ 426,534.96	2.469%	\$ 901.03
001055	BOSC	BOND	BOSC/CMBS Agency/Gen Fund	\$ 313,505.69	2.450%	\$ 641.95
001055	BOSC	BOND	BOSC/SBAP2013-20F1/Amer Rescue	\$ 239,892.63	2.450%	\$ -
001055	BOSC	BOND	BOSC/CMBS Agency AN1307/Amer Rescue	\$ 864,222.68	2.450%	\$ 1,768.32
001055	BOSC	BOND	BOSC/FN AN1866 FIXED RATE POOL/Amer Rescue	\$ 500,000.00	2.420%	\$ 1,008.33
001055	BOSC	BOND	BOSC/Agency CMBS/Valley Hi	\$ 160,094.41	2.400%	\$ 321.13
001055	BOSC	BOND	BOSC/GNR 2017-119-AE/Valley Hi	\$ 478,014.00	2.400%	\$ 959.14
001055	BOSC	BOND	BOSC/MBS Agency/Gen Fund	\$ 614,620.19	2.400%	\$ 1,232.68
001055	BOSC	BOND	BOSC/GNR 2015-97 A fixed rate CMBS/Gen Fund	\$ 455,624.60	2.400%	\$ 921.14
001055	BOSC	BOND	BOSC/MBS Agency/Amer Rescue	\$ 645,406.64	2.390%	\$ 1,288.19
001055	BOSC	BOND	BOSC/Small Biz Pool/Gen Fund	\$ 246,762.40	2.380%	\$ -
001055	BOSC	BOND	BOSC/SBAP 2012-20 H 1/Valley HI	\$ 120,864.36	2.370%	\$ -
001055	BOSC	BOND	BOSC/SBIC 2016-10B 1/Transportation	\$ 625,252.87	2.360%	\$ 1,231.59
001055	BOSC	BOND	BOSC/FRESB 2016-SB18 A10F/Amer Rescue	\$ 1,127,198.62	2.320%	\$ 2,184.42
001055	BOSC	BOND	BOSC/FN BL5348 Fixed Rate Pool/Transportation	\$ 1,044,098.73	2.320%	\$ 2,021.76
001055	BOSC	BOND	BOSC/GNR 2015-125-ad fixed rate CMBS/Valley HI	\$ 425,771.08	2.300%	\$ 819.78
001055	BOSC	BOND	BOSC/GNR 2015-125 ad fixed rate CMBS/Gen Fund	\$ 425,771.08	2.300%	\$ 819.78
001055	BOSC	BOND	BOSC/FN AN2247 mtge/Amer Rescue	\$ 428,084.13	2.290%	\$ 818.34
001055	BOSC	BOND	BOSC/FNMA POOL DUS/Transportation	\$ 1,165,340.12	2.290%	\$ 2,227.69
001055	BOSC	BOND	BOSC/SBIC 2019-10B1/Gen Fund	\$ 168,729.29	2.283%	\$ -
001055	BOSC	BOND	BOSC/SBIC 2016-10B 1/Transportation	\$ 683,745.70	2.280%	\$ 1,301.66
001055	BOSC	BOND	BOSC/FNHY AN 2396/Valley HI	\$ 478,377.32	2.270%	\$ 906.69
001055	BOSC	BOND	BOSC/SBAP 2016-20B1 Rate/Gen Fund	\$ 324,723.46	2.270%	\$ -
001055	BOSC	BOND	BOSC/FRESB2016-SB20 A10F/Valley HI	\$ 531,257.12	2.250%	\$ 998.32

**MCHENRY COUNTY  
INTEREST RATE-ALL INVESTMENTS  
MAY 31, 2024**

MainAcct	Bank	Type	Name	*Balance @ 05/31/24	Rate	Received
001055	BOSC	BOND	BOSC/GNR 2022-091A/Gen Fund	\$ 507,073.29	2.250%	\$ 953.55
001055	BOSC	BOND	BOSC/GNR 2017-168A/Amer Rescue	\$ 536,195.00	2.250%	\$ 1,009.00
001055	BOSC	BOND	BOSC/Small Biz Admin/Gen Fund	\$ 426,835.26	2.240%	\$ 5,186.81
001055	BOSC	BOND	BOSC/SBA SRS 2013-20C CL1/Gen Fund	\$ 501,135.04	2.220%	\$ -
001055	BOSC	BOND	BOSC/SBAP/Gen Fund	\$ 368,880.89	2.200%	\$ -
001055	BOSC	BOND	BOSC/Small Biz Admin/Amer Rescue	\$ 498,549.02	2.200%	\$ -
001055	BOSC	BOND	BOSC/US TREASURY N/B/Amer Rescue	\$ 300,000.00	2.125%	\$ 3,187.50
001055	BOSC	BOND	BOSC/CMO Agency/Amer Rescue	\$ 359,671.37	2.080%	\$ -
001055	BOSC	BOND	BOSC/SBIC 2020-10A 1 Fixed Rate/Gen Fund	\$ 414,782.57	2.078%	\$ -
001055	BOSC	BOND	BOSC/Small Biz Admin/Gen Fund	\$ 175,524.87	2.070%	\$ 1,983.78
001055	BOSC	BOND	BOSC/SBIC 2016-10B1/Valley Hi	\$ 177,782.48	2.051%	\$ -
001055	BOSC	BOND	BOSC/SBIC 2016-10B1/Amer Rescue	\$ 124,447.73	2.051%	\$ -
001055	BOSC	BOND	BOSC/SBIC 2016-10B 1/Amer Rescue	\$ 377,402.87	2.051%	\$ -
001055	BOSC	BOND	BOSC/SBIC 2016-10B 1/Amer Rescue	\$ 533,347.43	2.051%	\$ -
001055	BOSC	BOND	BOSC/SBIC 2016-10B 1/Transportation	\$ 377,402.87	2.051%	\$ -
001055	BOSC	BOND	BOSC/Mtg Back Fannie Mae/Valley Hi	\$ 75,041.68	2.000%	\$ 126.30
001055	BOSC	BOND	BOSC/Agency MBS/Valley Hi	\$ 329,562.29	2.000%	\$ 557.40
001055	BOSC	BOND	BOSC/Agency MBS/Valley Hi	\$ 273,352.83	2.000%	\$ -
001055	BOSC	BOND	BOSC/Fannie Mae Pool/Gen Fund	\$ 82,697.53	2.000%	\$ 140.85
001055	BOSC	BOND	BOSC/Fannie Mae Pool/Gen Fund	\$ 59,072.65	2.000%	\$ 102.99
001055	BOSC	BOND	BOSC/MBS Agency/Gen Fund	\$ 278,504.57	2.000%	\$ 472.63
001055	BOSC	BOND	BOSC/MBS Agency/Gen Fund	\$ 329,562.29	2.000%	\$ 557.40
001055	BOSC	BOND	BOSC/FR SB8025 (CI) UMBS Pool/Gen Fund	\$ 228,215.59	2.000%	\$ 384.50
001055	BOSC	BOND	BOSC/MBS Agency/Amer Rescue	\$ 594,834.45	2.000%	\$ 1,010.56
001055	BOSC	BOND	BOSC/MBS Agency/Amer Resue	\$ 613,255.75	2.000%	\$ 1,035.83
001055	BOSC	BOND	BOSC/CMBS Agency/Amer Rescue	\$ 461,321.69	2.000%	\$ 771.42
001055	BOSC	BOND	BOSC/US TREASURY N/B/Amer Rescue	\$ -	2.000%	\$ 3,000.00
001055	BOSC	BOND	BOSC/FRESB 2019-SB65 A5F Fixed Rate Pool/Transp	\$ -	1.990%	\$ 255.43
001055	BOSC	BOND	BOSC/Small Biz Assc/Tort Fund	\$ 77,894.92	1.880%	\$ -
001055	BOSC	BOND	BOSC/ELK GROVE VLG IL UTGO /Gen Fund	\$ 500,000.00	1.800%	\$ -
001055	BOSC	BOND	BOSC/GNR 2022-59AC/Valley Hi	\$ 461,321.69	1.750%	\$ 674.99

**MCHENRY COUNTY**  
**INTEREST RATE-ALL INVESTMENTS**  
**MAY 31, 2024**

MainAccc	Bank	Type	Name	*Balance @ 05/31/24	Rate	Received
001055	BOSC	BOND	BOSC/SBIC 2021-10-A1 Fixed rate abs/Valley HI	\$ 470,688.48	1.667%	\$ -
001055	BOSC	BOND	BOSC/GNMA Pool/Gen Fund	\$ 152,666.98	1.660%	\$ 218.83
001055	BOSC	BOND	BOSC/Mtg Back Fannie Mae/Valley Hi	\$ 641,948.79	1.500%	\$ 810.36
001055	BOSC	BOND	BOSC/GNMA Pool/Gen Fund	\$ 659,748.79	1.500%	\$ 832.92
001055	BOSC	BOND	BOSC/Fannie Mae Mtg Back/Gen Fund	\$ 541,346.07	1.500%	\$ 689.73
001055	BOSC	BOND	BOSC/MBS Agency/Amer Rescue	\$ 603,015.45	1.500%	\$ 767.03
001055	BOSC	BOND	BOSC/CMO Agency/Amer Rescue	\$ 738,435.42	1.500%	\$ 930.94
001055	BOSC	BOND	BOSC/CMO Agency/Amer Rescue	\$ 684,179.23	1.500%	\$ -
001055	BOSC	BOND	BOSC/Fannie Mae Mtg Back/Amer Rescue	\$ 319,612.37	1.500%	\$ 406.40
001055	BOSC	BOND	BOSC/FNCN RD5057/Amer Rescue	\$ 454,578.60	1.500%	\$ 577.49
001055	BOSC	BOND	BOSC/MBS Agency/Valley Hi	\$ 422,945.89	1.000%	\$ 355.60
001055	BOSC	BOND	BOSC/MBS Agency/Gen Fund	\$ 422,945.89	1.000%	\$ 355.60
001055	BOSC	BOND	BOSC/Small Biz Admin/Gen Fund	\$ 709,188.58	0.910%	\$ -
001055	BOSC	BOND	BOSC/Small Biz Admin/Amer Rescue	\$ 436,811.66	0.820%	\$ -
001055	BOSC	BOND	BOSC/Freddie Mac/Gen Fund	\$ 500,000.00	0.780%	\$ 325.00
001055	BOSC	BOND	BOSC/FR WN1067 DUS/Gen Fund	\$ 1,000,000.00	0.770%	\$ 641.67
001055	BOSC	BOND	BOSC/US TREASURY N/B/Amer Rescue	\$ 300,000.00	0.750%	\$ 1,125.00
001055	BOSC	BOND	BOSC/FEDERAL FARM CREDIT BANK 0.7 11/30/26//	\$ 250,000.00	0.700%	\$ 875.00
001055	BOSC	BOND	BOSC/Small Biz Assoc/Valley Hi	\$ 644,026.89	0.670%	\$ -
001055	BOSC	BOND	BOSC/FED FARM CREDIT BK/Amer Rescue	\$ 500,000.00	0.670%	\$ -
001055	BOSC	BOND	BOSC/Small Biz Admin/Gen Fund	\$ 607,649.32	0.650%	\$ 2,123.35
001055	BOSC	BOND	Investment bonds-Transportation-6/3/2024 entry	\$ 300,000.00	0.000%	\$ -
000175	Huntington	Commercial Checking	Treasurers Fund-First Merit Ins Loss (IPMG)	\$ 40,650.15	0.000%	\$ -
000216	Wells Fargo	Commercial Checking	Treasurers Fund-Money-Disbursing Wells Fargo	\$ -	0.000%	\$ -
001055	BOSC	BOND	BOSC/FNA CMBS/Valley Hi	\$ 604,557.21	VAR	\$ 3,297.47
001055	BOSC	BOND	BOSC/CMO Floating/Valley Hi	\$ 463,578.12	VAR	\$ 2,292.45
001055	BOSC	BOND	BOSC/Gvmt Natl Mtg Pool/Valley Hi	\$ 19,554.16	VAR	\$ 75.22
001055	BOSC	BOND	BOSC/FNXY BM4163/Valley Hi	\$ 396,087.15	VAR	\$ 1,066.52
001055	BOSC	BOND	BOSC/FNA 2017-M6F/Valley HI	\$ 463,578.12	VAR	\$ 2,292.45
001055	BOSC	BOND	BOSC/FHMS K727 AM SWQ AGENCY/Valley HI	\$ 500,000.00	VAR	\$ 1,265.42
001055	BOSC	BOND	BOSC/Fannie Mae Pool/Gen Fund	\$ 604,557.21	VAR	\$ 3,297.47

**MCHENRY COUNTY  
INTEREST RATE-ALL INVESTMENTS  
MAY 31, 2024**

MainAcct	Bank	Type	Name	*Balance @ 05/31/24	Rate	Received
001055	BOSC	BOND	BOSC/FNA 2016-M10FA/Gen Fund	\$ 280,317.91	VAR	\$ 1,560.99
001055	BOSC	BOND	BOSC/FRESB 2018-SB54 A10F/Gen Fund	\$ 393,046.17	VAR	\$ 1,155.19
001055	BOSC	BOND	BOSC/CMBS Agency/Amer Rescue	\$ 782,766.75	VAR	\$ 1,612.25
001055	BOSC	BOND	BOSC/GNMA Pool/Amer Rescu	\$ 163,262.62	VAR	\$ 396.42
001055	BOSC	BOND	BOSC/FNA 2016-M8 FA FLOATING CMBSAmer Resc	\$ 453,417.91	VAR	\$ 2,473.11
001055	BOSC	BOND	BOSC/FNA 2015-M2 A3 CMBS/Transportation	\$ 213,052.68	VAR	\$ 537.82
001055	BOSC	BOND	BOSC/FHMS K727 AM SEQ Agency CMBS/Transport	\$ 1,500,000.00	VAR	\$ 3,796.25
000166	Associated	Municipal NOW	** Treasurers Fund-Home Program Income	\$ 36,513.38	N/A	\$ -
000167	Associated	Municipal NOW	** Treasurers Fund-CDBG Program Income	\$ -	N/A	\$ -
000168	Associated	Municipal NOW	** Treasurers Fund-CDBG	\$ 87,401.75	N/A	\$ -
000169	Associated	Municipal NOW	** Treasurers Fund-IDHA	\$ 1,336.73	N/A	\$ -
001003	In house	Public Investment	Treasurers Fund-Petty Cash	\$ 1,700.00	N/A	\$ -
001110	In house	Accounts Receivable	Treasurers Fund-Accounts Receivable	\$ (10,087.59)	N/A	\$ -
002000	In house	Vouchers Payable	Treasurers Fund-Vouchers Payable	\$ 352.00	N/A	\$ -
<b>Total</b>				<b>\$ 222,297,869.87</b>		<b>\$ 805,477.86</b>
<i>*Book Balance</i>						
<i>**Government Required Non-Interest Bearing.</i>				\$ 222,297,869.87		\$ 805,477.86
				\$ -		\$ -