

**DIVISION OF VETERINARY PUBLIC HEALTH
END OF MONTH REPORT 2024**

	Jun-24	YTD 2024	Jun-23	YTD 2023
RABIES INVESTIGATIONS				
Animal Bite Investigations	80	380	80	384
Animal Bite Followups	88	449	81	432
Specimens to Laboratory	12	59	14	56
Positive	0	0	0	3
Number of Dogs Vaccinated 1 yr no registration	78	303	63	587
Number of Dogs Vaccinated 3 yrs no registration	59	197	15	256
Number of Cats Vaccinated 1 yr no registration	23	102	16	177
Number of Cats Vaccinated 3 yrs no registration	6	25	1	29
Number of Dogs Vaccinated/Registered 1 yr	1620	9241	1576	10741
Number of Dogs Vaccinated/Registered 3 yrs	1551	7672	1257	8536
Number of Cats Vaccinated/Registered 1 yr	730	4870	476	4848
Number of Cats Vaccinated/Registered 3 yrs	291	1570	168	1444
GENERAL ACTIVITIES				
Complaints Received				
Cruelty Investigations	22	139	46	150
Written Warnings	795	4519	736	6096
Patrols	15	149	17	172
Tickets issued	111	773	78	550
Court Appearance Served	27	246	86	341
Field Redemptions	21	82	9	43
Wildlife Calls	72	284	68	244
Mailings	480	2738	495	3675
Volunteer Hours	58.25	389.25	60	336
KENNEL ACTIVITIES				
Stray dogs admitted	33	138	18	122
Relinquish dogs admitted (Do not include ORE)	1	15	2	12
Rescue dogs admitted	1	12	7	20
Impounded dogs admitted	0	10	0	3
Dogs admitted to shelter for rabies observation	0	2	0	1
Dogs confiscated under the Humane Care Act	0	0	0	0
Dogs born in facility	0	0	0	0
Dogs redeemed	15	87	15	80
Dogs transferred out of facility	5	12	4	13
Dogs adopted	4	39	7	43
Dogs returned from adoption	0	2	0	2
Euthanized dogs (Total from lines 44 to 63) (NO ORE)	5	21	6	16
Stray Dogs euthanized	4	16	6	13
Stray dogs euthanized for Aggression	2	10	5	11
Stray dogs euthanized for Health	2	6	1	2
Stray dogs euthanized - involved in Bite	0	0	0	0
Relinquish Dogs euthanized	1	3	0	1
Relinquish dogs euthanized for Aggression	1	3	0	1
Relinquish dogs euthanized for Health	0	0	0	0
Relinquish dogs - involved in Bite	0	0	0	0
Impounded Dogs euthanized	0	2	0	0
Impounded dogs euthanized for Aggression	0	2	0	0
Impounded dogs euthanized for Health	0	0	0	0
Impounded dogs euthanized - involved in Bite	0	0	0	0

Confiscated Dogs euthanized	0	0	0	0
Confiscated dogs euthanized for Aggression	0	0	0	0
Confiscated dogs euthanized for Health	0	0	0	0
Confiscated dogs euthanized - involved in Bite	0	0	0	0
Rescue Dogs euthanized	0	0	0	2
Rescue dogs euthanized for Aggression	0	0	0	0
Rescue dogs euthanized for Health	0	0	0	2
Rescue dogs euthanized - involved in Bite	0	0	0	0
Dogs euthanized - owner request	0	25	2	7
Stray cats admitted	35	121	30	115
- Includes TNR cats-				
Relinquish cats admitted (Do not include ORE)	4	21	1	37
Rescue cats admitted	0	10	0	2
Impounded cats admitted	0	0	0	1
Cats admitted to shelter for rabies observation	0	2	0	0
Cats confiscated under the Humane Care Act	0	46	0	4
Cats born in facility	16	27	0	0
Cats redeemed	6	22	5	26
Cats adopted	18	69	9	49
Cats returned from adoption	0	0	0	1
Euthanized cats (Total from lines 77 to 96) (NO ORE)	8	66	2	24
Stray Cats euthanized	8	24	2	17
Stray cats euthanized for Aggression	0	0	0	1
Stray cats euthanized for Health	7	23	2	16
Stray cats euthanized - Involved in Bite	1	1	0	0
Relinquish Cats euthanized	0	9	0	7
Relinquish cats euthanized for Aggression	0	1	0	1
Relinquish cats euthanized for Health	0	8	0	6
Relinquish cats euthanized - involved in bite	0	0	0	0
Impounded Cats euthanized	0	0	0	0
Impounded cats euthanized for Aggression	0	0	0	0
Impounded cats euthanized for Health	0	0	0	0
Impounded cats euthanized - involved in Bite	0	0	0	0
Confiscated Cats euthanized	0	32	0	0
Confiscated cats euthanized for Aggression	0	0	0	0
Confiscated cats euthanized for Health	0	32	0	0
Confiscated cats euthanized - involved in Bite	0	0	0	0
Rescue Cats euthanized	0	0	0	0
Rescue cats euthanized for Aggression	0	0	0	0
Rescue cats euthanized for Health	0	0	0	0
Rescue cats euthanized - involved in Bite	0	0	0	0
Cats euthanized - owner request	3	6	2	7
Cats transferred out of facility	11	42	9	43
Other transferred-	5	6	6	11
Other stray admitted	9	17	5	14
Relinquish other admitted	0	2	0	3
Rescue other admitted	0	0	0	4
Other returned from adoption	0	0	0	0
Other adopted	1	4	0	3
Other euthanized	1	3	0	1
Other redeemed	0	2	1	5
Impounded other admitted	0	0	0	0
Other confiscated under the Humane Care Act	0	0	0	0
Other born in facility	0	0	0	0
Other euthanized - owner request	0	0	0	0

Dogs & Cats checked for heartworm	21	143	22	123
Number of positive	0	0	0	0
Cats tested for feline leukemia and FIV (individual tests)	26	185	28	150
Number of positives Felv	0	1	0	0
Number of positives FIV	0	2	0	4
Number of visitors	317	1992	401	2185
Dogs Spayed in Shelter	3	18	4	23
Dogs Neutered in Shelter	5	18	3	16
Dogs Rabies Vaccinated at Shelter	7	240	113	253
Cats Spayed	3	45	4	25
Cats Neutered	6	38	4	23
Cats Rabies Vaccinated at Shelter	11	165	12	146
Microchip implanted at Shelter (Treatment window)	22	184	44	159
EDUCATION				
Programs conducted	1	5	3	9
Seminars Attended	1	1	0	0
Staff Training (per hour)	148	794.5	88	356
off site adoptions	0	0	0	0
onsite offsite Rabies/adoption event with vendors -	0	3	0	0
micro-chip events	0	3	2	7
(Facebook) Views of posts	195915	1416403	150560	1098170
Animals sent out to foster/offsite for care	0	0	0	0

1. Annual Animal Statistics Table

		Dog	Cat	Other	Total
A	BEGINNING SHELTER COUNT 6/1/2024	20	28	1	49
	INTAKE (Live Dogs & Cats Only)				
B	From the Public	33	57	9	99
C	Incoming Transfers from Organizations within the Community/Coalition	0	0	0	0
D	Incoming Transfers from Organizations outside the Community/Coalition	0	0	0	0
E	From Owners/Guardians Requesting Euthanasia	0	0	0	0
F	Total Intake [B + C + D + E]	33	57	9	99
G	Owners/Guardians Requesting Euthanasia	0	2	0	2
H	ADJUSTED TOTAL INTAKE [F MINUS G]	33	55	9	97
I	ADOPTIONS	4	18	1	23
J	OUTGOING TRANSFERS to Organizations within the Community/Coalition	4	11	5	20
K	OUTGOING TRANSFERS to Organizations outside the Community/Coalition	1	0	0	1
L	RETURN TO OWNER/GUARDIAN	15	6	0	21
	DOGS & CATS EUTHANIZED				
M	Healthy (Includes Owner/Guardian Requested Euthanasia)	0	0	0	0
N	Treatable - Rehabilitable (Includes Owner/Guardian Requested Euthanasia)	0	0	0	0
O	Treatable - Manageable (Includes Owner/Guardian Requested Euthanasia)	0	0	0	0
P	Unhealthy & Untreatable (Includes Owner/Guardian Requested Euthanasia)	5	11	1	17
Q	Total Euthanasia [M + N + O + P]	5	11	1	17
R	Owner/Guardian Requested Euthanasia (Unhealthy & Untreatable Only)	0	2	0	0
S	ADJUSTED TOTAL EUTHANASIA [Q minus R]	5	9	1	15
T	SUBTOTAL OUTCOMES [I + J + K + L + S] Excludes Owner/Guardian Requested Euthanasia (Unhealthy & Untreatable)	29	44	7	80
U	DIED OR LOST IN SHELTER/CARE	0	0	0	0
V	TOTAL OUTCOMES [T + U] Excludes Owner/Guardian Requested Euthanasia	29	44	7	80
W	ENDING SHELTER COUNT 6/30/2024	24	39	3	66

To check the accuracy of the shelter data you're compiled, the Beginning Shelter Count (A) plus the Adjusted Total Intake (H) should equal the Total Outcomes (V) plus the Ending Shelter Count (W): $A + H = V + W$

Balance Sheet

	dog	cat	others
A	20	28	1
H	33	55	9
	53	83	10
V	29	44	7
W	24	39	3
	53	83	10

ANIMAL BITE SUMMARY JAN 2024-DEC 2024

TOTAL NUMBER HUMANS BITTEN

	24-Jan	Jan YTD	24-Feb	Feb YTD	24-Mar	March YTD	24-Apr	April YTD	24-May	May YTD	24-Jun	June YTD
Female	30	30	32	62	37	99	39	138	43	181	42	223
Male	14	14	19	33	23	56	22	78	39	117	38	155
Unknown	1	1	0	1	1	2	0	2	0	2		2
AGE												
0-9	2	2	2	4	6	10	4	14	4	18	7	25
10-19	3	3	5	8	8	16	8	24	7	31	5	36
20-29	5	5	9	14	15	29	10	39	10	49	21	70
30-50	19	19	18	37	12	49	18	67	34	101	20	121
51+	14	14	17	31	19	50	21	71	27	98	27	125
Unknown	2	2	0	2	1	3	0	3	0	3	0	3
BITE SITE												
Head	8	8	8	16	8	24	8	32	5	37	6	43
Trunk	0	0	0	0	0	0	1	1	5	6	3	9
Extremities	35	35	40	75	52	127	52	179	68	247	67	314
Multiple Sites	1	1	2	3	0	3	0	3	4	7	2	9
Unknown	1	1	1	2	1	3	0	3	0	3	2	5

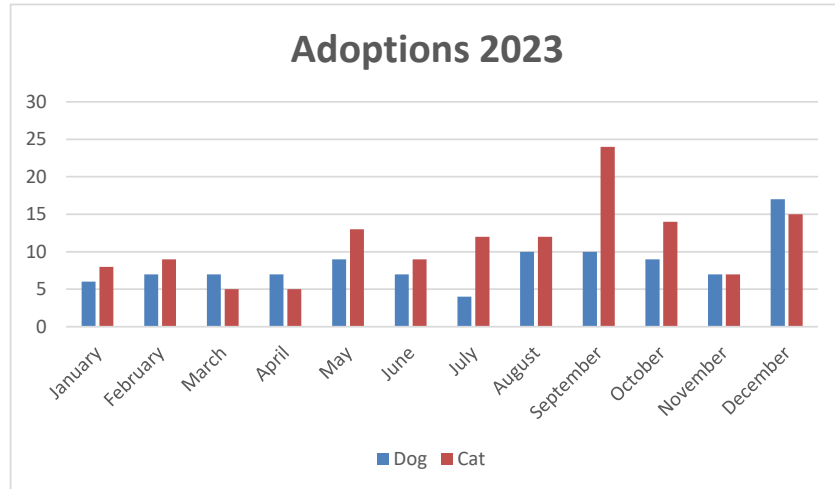
TOTAL NUMBER BITING ANIMALS

Species												
Dog	37	37	35	72	48	120	46	166	70	236	65	301
Cat	8	8	14	22	11	33	14	47	11	58	13	71
Bat	0	0	0	0	1	1	0	1	0	1	0	1
Fox	0	0	0	0	0	0	0	0	0	0	0	0
Skunk	0	0	0	0	0	0	0	0	0	0	0	0
Rabbit	0	0	0	0	0	0	0	0	0	0	0	0
Other	0	0	2	2	1	3	1	4	1	5	2	7
Unknown	0	0	0	0	0	0	0	0	0	0		0
Dogs Vaccinated	20	20	18	38	32	70	23	93	44	137	45	182
Dogs Unvaccinated	17	17	17	34	16	50	23	73	26	99	20	119
Cats Vaccinated	2	2	4	6	3	9	9	18	7	25	4	29
Cats Unvaccinated	6	6	10	16	8	24	5	29	4	33	9	42
Other Vaccinated	0	0	0	0	0	0	0	0	0	0	0	0
Other Unvaccinated	0	0	2	2	2	4	1	5	1	6	2	8
Unknown Unvaccinated	0	0	0	0	0	0	0	0	0	0	0	0
Dog owned	36	36	34	70	42	112	41	153	64	217	61	278
Dog unowned	1	1	1	2	6	8	5	13	6	19	4	23
Cat owned	7	7	11	18	8	26	14	40	10	50	10	60
Cat unowned	1	1	3	4	3	7	0	7	1	8	3	11
Other owned	0	0	0	0	0	0	0	0	0	0	2	2
Other unowned	0	0	2	2	2	4	1	5	1	6		6
Unknown unowned	0	0	0	0	0	0	0	0	0	0		0
Dog not found	1	1	1	2	6	8	5	13	6	19	4	23
Cat not found	1	1	3	4	2	6	0	6	1	7	2	9
Other not found	0	0	2	2	2	4	0	4	1	5	0	5
Unknown not found	0	0	0	0	0	0	0	0	0	0	0	0
Specimen	8	8	7	15	11	26	8	34	13	47	12	59
Specimen positive	0	0	0	0	0	0	0	0	0	0	0	0
Specimen neg	8	8	7	15	11	26	8	34	12	46	11	57
specimen untestable	0	0	0	0	0	0	0	0	1	1	1	2

2023 Adoptions

	Dog	Cat
January	6	8
February	7	9
March	7	5
April	7	5
May	9	13
June	7	9
July	4	12
August	10	12
September	10	24
October	9	14
November	7	7
December	17	15

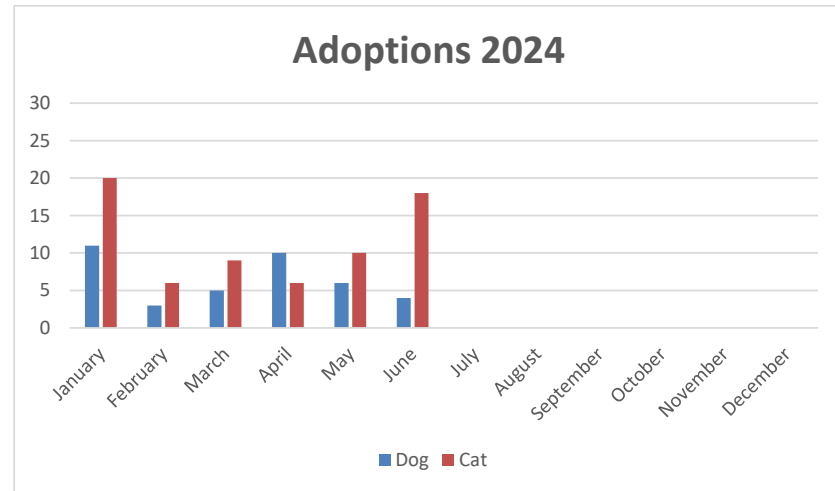
Total 100 133



2024 Adoptions

	Dog	Cat
January	11	20
February	3	6
March	5	9
April	10	6
May	6	10
June	4	18
July		
August		
September		
October		
November		
December		

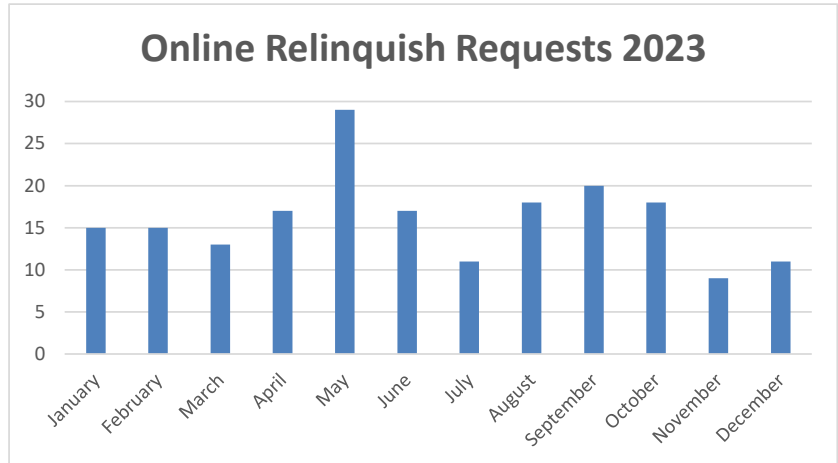
Total 39 69



2023 relinquish requests

January	15
February	15
March	13
April	17
May	29
June	17
July	11
August	18
September	20
October	18
November	9
December	11

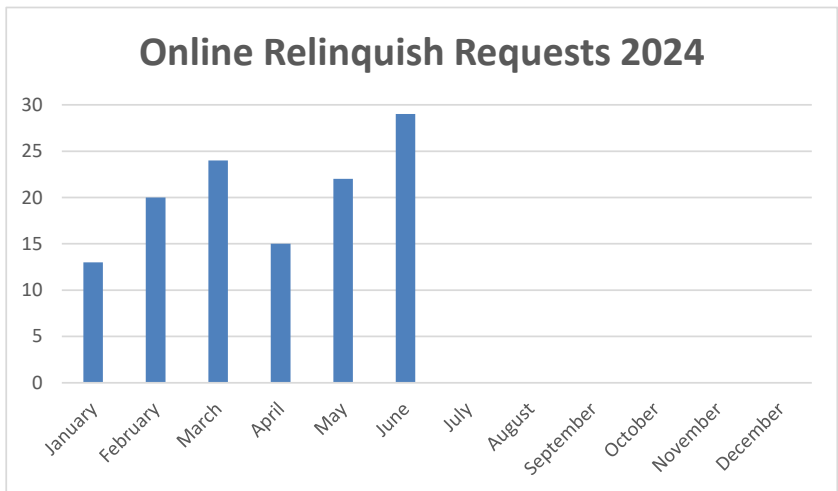
Total 193



2024 relinquish requests

January	13
February	20
March	24
April	15
May	22
June	29
July	
August	
September	
October	
November	
December	

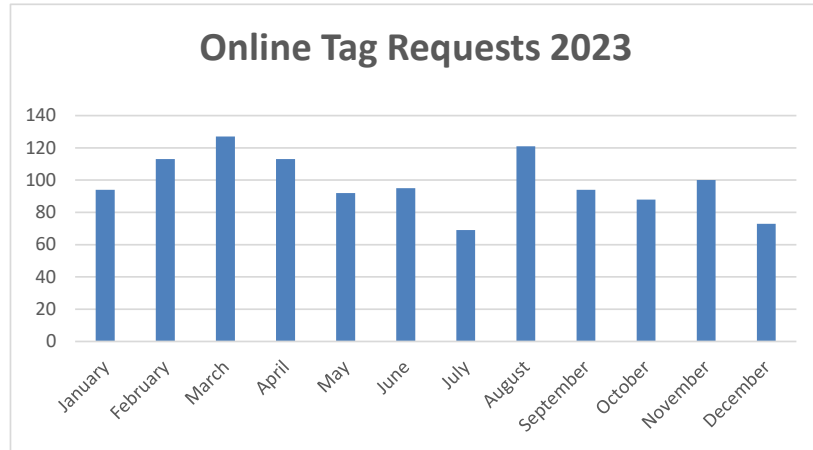
Total 123



2023 requests

	requests
January	94
February	113
March	127
April	113
May	92
June	95
July	69
August	121
September	94
October	88
November	100
December	73

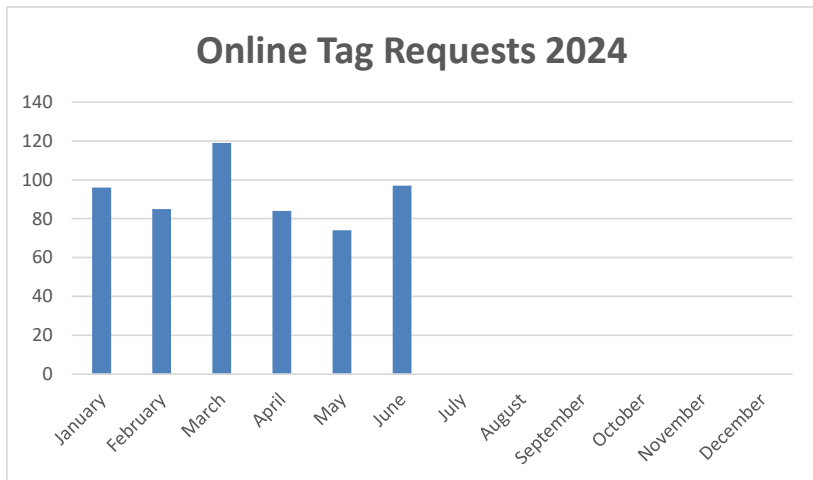
Total 1179



2023 requests

	requests
January	96
February	85
March	119
April	84
May	74
June	97
July	
August	
September	
October	
November	
December	

Total



2023 violation payments

	requests
January	11
February	17
March	26
April	9
May	27
June	19
July	24
August	13
September	13
October	18
November	13
December	13

Total 203



2023 violation payments

	requests
January	13
February	25
March	16
April	17
May	19
June	20
July	
August	
September	
October	
November	
December	

Total 110

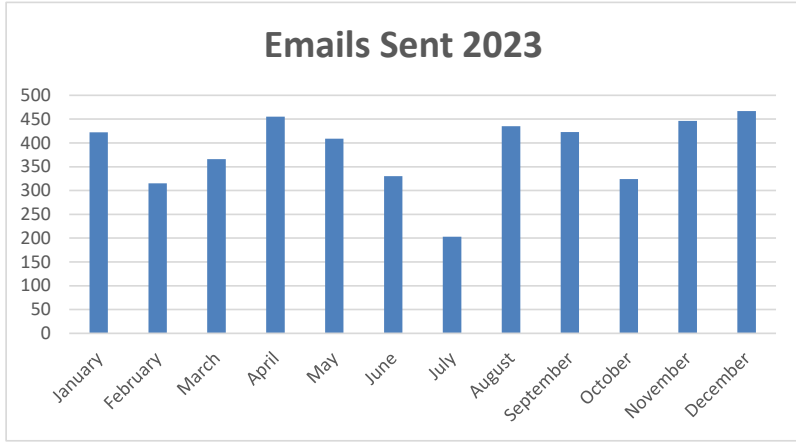


2023

notices sent

January	422
February	315
March	366
April	455
May	409
June	330
July	203
August	435
September	423
October	324
November	446
December	467

Total 4595



2024

notices sent

January	488
February	405
March	386
April	564
May	424
June	385
July	
August	
September	
October	
November	
December	

Total 2652

